



Paradise Irrigation District

6332 Clark Rd, Paradise, CA 95969 · 530-877-4971 · Fax: 530-876-0483 · www.pidwater.com

AGENDA

REGULAR MEETING PARADISE IRRIGATION DISTRICT BOARD OF DIRECTORS

PID BOARD ROOM
6332 CLARK ROAD, PARADISE, CA 95969

WEDNESDAY, OCTOBER 18, 2023 – 5:30 PM

- ❖ *The Board of Directors is committed to making its meetings accessible to all citizens. Any person requiring a special accommodation to participate, is requested to contact the District Secretary at (530) 876-2039 at least 48 hours in advance of the meeting.*
- ❖ *The following options are available for members of the public interested in participating in the meeting remotely:*

Via Zoom Meeting: <https://us02web.zoom.us/j/88192841237>

Telephone: +1 669 900 6833 US (San Jose)

Meeting ID: 881 9284 1237

To improve participation during the meeting, we will be accepting public comments from Zoom Meeting participants during the meeting. The Board cannot take action on any matter not on the agenda. Public comments specific to an agenda item will be read directly after the agenda item and before the Board votes on an item.

Via Email or Telephone: Public comment will be accepted by email with the subject line PUBLIC COMMENT ITEM NO. ____ to gborrayo@paradiseirrigation.com or telephone (530) 876-2039 prior to 4:00 p.m. on the day of the meeting.

1. **OPENING:**

- a. Call to Order
- b. Public & Board Members; please silence your cell phones.
- c. Reflection and Pledge of Allegiance
- d. Roll Call

- (Page 4)
- #### 2. **PUBLIC COMMENT:**
- Individuals will be given an opportunity to address the Board regarding matters not scheduled on the agenda, although the Board cannot take action on any matter not on the agenda. Comments will be limited to 3 minutes per speaker. Opportunity for public comment on agenda items will be provided at the time they are discussed by the Board with comments limited to 3 minutes per agenda item.

3. **APPROVAL OF CONSENT CALENDAR:** *Action may be taken.* **(Roll Call Vote)**

- a. Approval of Meeting Agenda Order
- (Pages 5-9) b. Approval of Minutes – Regular Meeting of September 20, 2023
- (Pages 10-11) c. Approval of Resolution No. 2023-14 Declaring Surplus Property – 1999 Water Truck (Unit No.45)
- (Pages 12-14) d. Approval of Notice of Completion and Acceptance – Service Lateral Replacement Project for work completed by Sutton Enterprises
- (Pages 15-24) e. Approval of Letter of “Merit Rejection” – Claim for Damages for 612 Circlewood Drive, Paradise
- f. Approval of Employee Awards Recognition: Authorize Employee Safety Awards Recognition & Closure of District Facilities at 12:00 p.m. on December 14, 2023.

4. TREASURER'S UPDATE:

- (Pages 25-58) a. **Treasurer's Report:** Review and acceptance of the Treasurer's Report for the period ending September 30, 2023. ([September Investment Summary - Pages 39-58](#)). *Action may be taken.*
- (Pages 59-67) b. **Expense Approval Report:** Approval of payments consisting of check numbers 58018 through 58034 in the amount of \$450,597.55, and electronic payments of \$1,185,576.33 by EFT for the month of September 2023 for total payments of \$1,636,173.88, and authorization of a similar amount allowing or adjusting for extraordinary budget or Board approved items during the month of October 2023. *Action may be taken.*
- (Pages 68-69) c. **Capital One Loan Agreement – Status Update:** Review and provide direction to staff regarding compliance under the terms of the District's loan agreement with Capital One. *Action may be taken.*

5. PID STAFF & CONSULTANT REPORT UPDATES: Verbal and written report updates from staff and consultants. *Informational Report Updates. Direction may be given.*

- (Pages 70-71) a. District Manager's Report
- (Pages 72-73) b. Customer Service Activity Report
- (Pages 74-77) c. Field Operations Staff Report
- (Page 78) d. Water Treatment Plant Staff Report
- (Pages 79-81) e. Engineering Report
- f. Water Supply Recovery Program Update: Progress update provided by Water Works Engineers
- g. Post Fire Disaster Public Assistance & Recovery Management Services Update: Update provided by Aptim Environmental & Infrastructure.

6. COMMITTEE REPORTS: *Information Item Only.*

Board oral report(s) regarding representation on Commissions/Committees/Conferences:

- a. Finance Committee (Directors Chris Rehmann & Bob Matthews – Chairperson)
- b. Community Relations Committee (Directors Elliott Prest & Marc Sulik – Chairperson)

7. UNFINISHED BUSINESS – None to Report

8. NEW BUSINESS:

- (Pages 82-96) a. **Web Design and Hosting Services Proposal** (Mickey Rich, Assistant District Manager): Authorize the District Manager to execute an agreement with Civic Plus for Web Design and Hosting services for an initial fee not to exceed \$26,281.00, year two at a cost of \$10,500.00 and subsequent annual recurring fees with an annual increase not to exceed 5%. *Action may be taken.*
- (Pages 97-98) b. **June 2024 Board of Directors Meeting Date Reschedule** (Mickey Rich, Assistant District Manager): Review and discussion regarding the June 2024 Board of Director meeting date, which falls on a holiday observed by the District. *Action may be taken.*
- c. **Rental Property Renovations** (Mickey Rich, Assistant District Manager): Discussion regarding estimates for potential renovations to PID rental properties located at 6350 and 6360 Clark Road, Paradise, California. *Action may be taken to provide direction to staff.*

9. DIRECTORS' COMMENTS: *Information Item Only.*

10. ADJOURNMENT

CONSENT CALENDAR
REGULAR MEETING
PARADISE IRRIGATION DISTRICT
BOARD OF DIRECTORS

WEDNESDAY, OCTOBER 18, 2023 – 5:30 PM

AGENDA ITEM 3 – APPROVAL OF CONSENT CALENDAR (*Roll Call Vote*):

- A. APPROVAL OF MEETING AGENDA ORDER
- B. APPROVAL OF MINUTES – REGULAR MEETING OF SEPTEMBER 20, 2023
Action Requested: Approve Minutes for the regularly scheduled meeting of the Board of Directors on September 20, 2023.
- C. APPROVAL TO ADOPT RESOLUTION NO. 2023-14 DECLARING SURPLUS PROPERTY (1999 GMC C6500 WATER TRUCK, VIN: 1GDJ7H1C3XJ503920):
Action Requested: Adopt Resolution No. 2023-14 declaring the 1999 GMC Water Truck (Unit No. 45) as surplus property and authorizing sale or disposal in the most cost effective and practical manner.
- D. APPROVAL OF NOTICE OF COMPLETION & ACCEPTANCE FOR WORK COMPLETED BY SUTTON ENTERPRISES FOR THE SERVICE LATERAL REPLACEMENT PROJECT:
Action Requested: Approve work of improvement known as the Service Lateral Replacement Project as completed and accepted and authorize the District Manager to file the Notice of Completion and Acceptance with the Office of the Butte County Clerk-Recorder.
- E. APPROVAL OF LETTER OF “MERIT REJECTION” – CLAIM FOR DAMAGES:
Action Requested: Formally reject claim for damages for leak repairs on the customer’s side of the meter for 612 Circlewood Drive in Paradise, California and approve Letter of “Merit Rejection” for submittal to ACWA Joint Powers Insurance Authority.
- F. APPROVAL OF EMPLOYEE AWARDS RECOGNITION:
Action Requested: Authorize Employee Safety Awards and Recognition Event and closure of District Office and Corporation Yard at 12:00 p.m. on Thursday, December 14, 2023.



Paradise Irrigation District Board of Directors:

Hello my name is Robert Herman. I own the property at 1737 Drayer Drive.

I recently were planning on rebuilding and moving back to Paradise.

I called PID and set up having water service restored. Or ready to be restored.

Certain circumstances unfortunately have changed our plans:

- 1) The price of homeowner's insurance in a wild fire area.
- 2) The high cost of electricity from PG&E.
- 3) The extremely low water pressure that would be the case at our address, upper Pence 1737 Drayer Drive. We wouldn't be able to afford to have our water pressure increased at a cost of \$6,000. We couldn't function at the very low pressure.

I am on a fixed income SSI and can't afford to move there.

We wanted to appeal to the Board in the hopes that we could have our monthly fee (\$43.98) waived/stopped. We really can't afford that right now. At this time we have no plans of moving back unless those above circumstances were to change.

Sincerely, Robert Herman..... 8-17-2023

Acct # 23-05050-02

MINUTES

REGULAR MEETING
BOARD OF DIRECTORS
PARADISE IRRIGATION DISTRICT
SEPTEMBER 20, 2023

The regular meeting of the Board of Directors of the Paradise Irrigation District (PID) was called to order at 5:30 p.m. by President Shelby Boston followed by The Pledge of Allegiance to the Flag of the United States of America.

OPENING

BOARD MEMBERS PRESENT: Directors Marc Sulik, Elliott Prest, Chris Rehmann, Vice President Bob Matthews, and President Shelby Boston

ROLL CALL

BOARD MEMBERS ABSENT: None

STAFF PRESENT: District Manager Tom Lando, Assistant District Manager Mickey Rich, Finance Manager/Treasurer Brett Goodlin, District Engineer Blaine Allen, Administrative Assistant Sarah Fenton, and Secretary Georgeanna Borrayo

ALSO PRESENT: Consultants Sami Kader and Colleen Boak with Water Works Engineers, Nicole Maddox and Brandon Kanatani with APTIM Environmental & Infrastructure, Callie-Jane West with Butte Fire Safe Council, and members of the public

John Stonebreaker with the Upper Ridge Community Council commented on the following: 1) Sharing information of mutual interest that may affect the upper ridge residents such as road construction or detours for PID projects; and 2) Extending an invitation to PID to join their monthly meetings held on the last Thursday of each month at 6:00 p.m.

PUBLIC COMMENT
(Item 2)

Todd McDowell and Marvin Debruner requested PID consider donating rock excavated from PID's Reservoir B Replacement Project for use at the Bille Park RC Car Track Project. They can use truckloads of rock for this project. While the District has not made a decision regarding the in-situ rock (volcanic basalt), PID staff requested contact information for future reference.

President Boston announced agenda items 3 & 4 relating to closed session are being removed from the agenda. No closed session will be held in reference to Conference with Labor Negotiator pursuant to Government Code § 54957.6. regarding the General Unit represented by IBEW Local 1245. Additionally, no discussion will be held for agenda item 12.b – Proposed Changes for Meter Service Department.

REMOVED FROM
AGENDA:
CLOSED SESSION
ITEMS 3 & 4
AND
NEW BUSINESS
ITEM 12.b

Board members reviewed consent calendar items as follows:

- 5.a. Approval of Meeting Agenda Order
- 5.b. Approval of Minutes – Regular Meeting of August 16, 2023
- 5.c. Approval of Letter of “Merit Rejection” – Claim for Damages

APPROVAL OF
CONSENT
CALENDAR
(Item 5.a., 5.b., & 5.c.)

CONTINUED -
APPROVAL OF
CONSENT
CALENDAR

It was moved by Director Prest and seconded by Director Sulik to approve Consent Calendar items as presented.

AYES: Directors Matthews, Sulik, Prest, Rehmann, and President Boston
NOES: None
ABSENT: None

Motion passes 5-0

PUBLIC HEARING
& ADOPTION OF
AMENDED 2020
URBAN WATER
MANAGEMENT
PLAN
(Item 6.)

President Boston opened the Public Hearing at 5:42 p.m. to review and receive comments regarding the Amended 2020 Urban Water Management Plan (UWMP).

Engineering Consultant Colleen Boak with Water Works Engineers provided an overview of the draft amendment, reporting a requirement of the 2020 UWMP was to demonstrate compliance with Senate Bill X7-7 (SB X7-7), requiring 20% water use reduction by the year 2020. Chapter 5 of the UWMP is dedicated to this analysis and discussion. PID was well on its way to meeting these requirements prior to 2018 but was not able to demonstrate compliance with the target water usage due to significant water losses attributable to the Camp Fire disaster.

The Department of Water Resources (DWR) contacted Paradise Irrigation District (PID) staff to offer approval of an exemption for the extraordinary conditions precipitated by the Camp Fire. DWR indicated the methodology used in the submitted plan for quantifying water loss attributed to the fire could be used to execute a correction to the compliance calculations and show that PID meets compliance with the provisions of SB X7-7. Staff opted to take advantage of this offered exemption and execute an amendment to the 2020 UWMP.

Following an overview of the Amended 2020 UWMP, President Boston announced an opportunity to receive public comments. As no public comments were submitted prior to, or during the public hearing, President Boston closed the Public Hearing at 5:49 p.m.

It was moved by Director Sulik and seconded by Director Rehmann to adopt Resolution No. 2023-13 adopting the Amended 2020 Urban Water Management Plan and authorizing staff to submit to the California Department of Water Resources.

AYES: Directors Matthews, Sulik, Prest, Rehmann, and President Boston
NOES: None
ABSENT: None

Motion passes 5-0

ACCEPTANCE OF
TREASURER'S
REPORT FOR
PERIOD ENDING
AUGUST 31, 2023
(Item 8.a.)

Board members reviewed a written Treasurer's Report prepared by Finance Manager / Treasurer Brett Goodlin for the period ending August 31, 2023, highlighting the District's cash position, debt service analysis, operational overview, and investment income. Director Sulik recommended including an additional column to reflect the percentage remaining for each budget detail.

It was moved by Director Prest and seconded by Director Matthews to accept the Treasurer's Report as presented for the period ending August 31, 2023.

AYES: Directors Matthews, Sulik, Prest, Rehmann, and President Boston
NOES: None
ABSENT: None

Motion passes 5-0

Board members reviewed accounts payable expense reports for the month of August 2023. It was moved by Director Prest and seconded by Director Sulik to approve payments consisting of check numbers 57984 through 58007 in the amount of \$1,368,733.67, and electronic payments of \$4,717,633.87 by EFT for the month of August 2023 for total payments of \$6,086,367.54, excluding voided check numbers 58002 through 58004, and authorization of a similar amount allowing or adjusting for extraordinary budget or Board approved items during the month of September 2023.

EXPENSE
APPROVAL
REPORT FOR THE
MONTH OF
AUGUST, 2023
APPROVED
(Item 8.b.)

AYES: Directors Matthews, Sulik, Prest, Rehmann, and President Boston

NOES: None

ABSENT: None

Motion passes 5-0

Calli-Jane West, Executive Director with Butte County Fire Safe Council (BCFSC), provided a presentation regarding Watershed Health Projects, type of work completed to date, and success stories in Butte County through wildfire hazard education, mitigation, and wildfire recovery.

PID / BCFSC
MEMORANDUM OF
UNDERSTANDING
REVISION
(Item 12.a.)

Assistant District Manager Mickey Rich reported Staff, PID Administration & Personnel Committee, and Butte County Fire Safe Council (BCFSC) have worked together to provide proposed changes to the existing Memorandum of Understanding (MOU) between PID and BCFSC. The MOU establishes guidelines that allow the BCFSC to create fuel breaks on PID lands and is a requirement for the BCFSC to obtain funding to work with agencies to implement forest health projects.

President Boston commented on striking "herbicide" from the sentence under item 8 on page 2 of the MOU as the District's agreement with the United States Forest Service stipulates regulations regarding no pesticides or herbicide use on the property.

It was moved by Director Matthews and seconded by Director Sulik to approve the Forest Health Work Memorandum of Understanding between PID and the Butte County Fire Safe Council with the amendment to omit the word, "herbicide" under item 8 on page 2.

AYES: Directors Matthews, Sulik, Prest, Rehmann, and President Boston

NOES: None

ABSENT: None

Motion passes 5-0

Board members reviewed written Staff and Consultant Report updates provided in the agenda packet. Discussion included: 1) Staff review regarding use and maintenance of the water fill station at the PID office; 2) Ongoing discussions with IBEW representatives regarding proposed changes to the Meter Shop Department; 3) Water Supply Recovery Program Update from Water Works Engineers; and 6) Post Fire Disaster Public Assistance & Recovery Management Services update from Aptim Environmental & Infrastructure.

PID STAFF &
CONSULTANT
REPORT UPDATES
(Item 9.a. – 9.h.)

Finance Committee: Director Matthews reported discussion at the September 7th committee meeting included a meeting with California CLASS, a Joint Powers Authority investment pool that provides public agencies the opportunity to invest funds on a cooperative basis. Additional discussion included the monthly Expense Approval Reporting process and whether the Board of Directors would be interested in review by the Finance Committee and then approving as part of the Consent Calendar at the monthly Board of Directors meeting. Director Sulik indicated his preference would be to continue with the current process. The next committee meeting will be held on Thursday, October 5, 2023 at 8:00 a.m.

COMMITTEE
REPORTS
(Item 10.a.)

UNFINISHED
BUSINESS:
(Continued from
11/16/23)

Assistant District Manager Mickey Rich indicated the proposed schedule of fees is representative of the current costs to provide non-property related services. If approved, staff recommends an effective date of January 1, 2024 to allow time to implement the changes. Fees not included in this schedule:

PID SCHEDULE OF
FEES AND
CHARGES
APPROVED
EFFECTIVE
JANUARY 1, 2024
(Item 11.a.)

Water Waste Fees: These fees are part of the District's Water Shortage Contingency Plan, specifically, Ordinance 2015-01, and can be collected when the District's water usage restrictions or other water-related policies have been violated. A change to these fees would require an amendment to the Ordinance.

Water Infrastructure Damage Fees: Staff is working with Legal Counsel to develop a similar format as the water usage restrictions ordinance for the purpose of collecting fees for damage to PID infrastructure. The policy changes and ordinance/resolution would be a process outside of the regular PID fee schedule.

Annual Backflow Maintenance Fee: At this time, an increase to the backflow maintenance fee is not recommended.

It was moved by Director Sulik and seconded by Director Prest to approve the amended schedule of fees and charges as presented effective January 1, 2024.

AYES: Directors Matthews, Sulik, Prest, Rehmann, and President Boston
NOES: None
ABSENT: None

Motion passes 5-0

PID ELECTRONIC
SIGN DISCUSSION
(Item 12.c.)

Assistant District Manager Mickey Rich reported the District is looking to upgrade the street-front sign currently located outside of the main office on Clark Road. The design and quote amount of \$97,507.71 is for a double-sided electronic sign based on the largest dimensions possible with framework and rock, as well as fabrication and installation, engineering fees, and permit procurement and fees. Input and questions from the Board of Directors included: 1) Warranty information for this type of sign; 2) Looking at additional sign options and possible use of the existing frame to reduce costs; and 3) The dimensions of the larger sign would be more visible and provide an opportunity to display additional community events.

Staff indicated the next step will be to request competitive bids and present further information to the Board of Directors for review and consideration at a future meeting.

APPROVAL OF
EXPENDITURES
FOR HVAC
SYSTEM UPGRADE
FOR PID MAIN
OFFICE LOCATION
(Item 12.d.)

Staff reported the existing large condenser unit for the PID Main Office is over 20 years old and the freon for this type of unit is starting to be phased out. Additionally, each summer, a service call has been necessary to keep the unit functioning. In addition to upgrading the HVAC system, the quotation includes upgrading a component in the furnace and adding heat and air to two locations in the office (conference/Manager's office and storage rooms).

It was moved by Director Matthews and seconded by Director Prest to approve the upgrade of PID's Main Office HVAC system in the amount of \$15,689.00 by All Around Heating and Air.

AYES: Directors Matthews, Sulik, Prest, Rehmann, and President Boston
NOES: None
ABSENT: None

Motion passes 5-0

In July of 2022, the Board awarded a contract with Myers and Sons Construction, LLC for the construction of the Reservoir B Replacement Project in the amount of \$7,916,000.00. Over the course of the project, some changes to the contract have occurred and additional contingency funding has been granted. With the project near completion, PID staff is requesting authorization of an additional \$200,000 in contingency funds due to an unforeseen site condition requiring additional rock excavation during final grade of the site. The total revised project budget will be as follows:

Original Project Budget	\$ 7,916,000
Original Contingency	\$ 792,000
First Additional Contingency Request	\$ 730,000
Anticipated Additional Contract Contingency	\$ 200,000
Total	\$ 9,638,000

It was moved by Director Prest and seconded by Director Matthews to authorize \$200,000 additional contingency funding for the Reservoir B Replacement Project. The project budget totaling \$9,638,000 to be executed at the discretion of the District Manager or his designated representative as needed.

AYES: Directors Matthews, Sulik, Prest, Rehmann, and President Boston

NOES: None

ABSENT: None

Motion passes 5-0

Director Rehmann: Commented on the DropCountr App and not being able to set thresholds. PID staff noted DropCountr has indicated this feature will be added.

Director Sulik: Expressed appreciation to District Engineer Blaine Allen and PID crew members for their recent response to assist a customer.

Director Prest: Commented on the Zone A Pipeline Project and completion of the project timeline ahead of schedule.

President Boston: Commented on the Recovery Program Update, noting the meter and backflow installations reported as of August 30th is a huge milestone. To see the progress made just short of 5 years since the Camp Fire is impressive.

There being no further business, it was moved by President Shelby Boston to adjourn the regular meeting. The regular meeting of the PID Board of Directors was adjourned at 6:54 p.m.

Georgeanna Borrayo, Secretary

Shelby Boston, President

RESERVOIR B
REPLACEMENT
PROJECT –
RECOMMEND-
ATION FOR
BUDGET
AMENDMENT WITH
MYERS & SONS
CONSTRUCTION
(Item 12.e.)

DIRECTORS'
COMMENTS

ADJOURNMENT OF
MEETING



Paradise Irrigation District

6332 Clark Rd, Paradise, CA 95969 · 530-877-4971 · Fax: 530-876-0483 · www.pidwater.com

"Paradise Irrigation District (PID) is dedicated to the business of producing and delivering a safe, dependable supply of quality water in an efficient, cost effective manner with service that meets or exceeds the expectation of our customers." [Please consider how this agenda item relates to our mission](#)

TO: Board of Directors

FROM: Jeff Hill, Distribution Superintendent – PID Corporation Yard

DATE: October 10, 2023

RE: Surplus Property
10/18/2023 Board of Directors Meeting

Following the previously approved Vehicle Replacement Program, I am requesting to surplus the vehicle listed below. This water truck is scheduled for replacement.

Surplus Vehicle:

Unit #	Description of Item	VIN	Plate #
45	1999 GMC C6500 Water Truck	1GDJ7H1C3XJ503920	1222029

Action Requested:

Adopt Resolution No. 2023-14 declaring the 1999 GMC Water Truck as surplus property and no longer necessary for District purposes and authorize the District Manager to direct staff to dispose of said property in the most cost effective and practical manner possible.



PARADISE IRRIGATION DISTRICT

RESOLUTION NO. 2023-14

RESOLUTION BY THE BOARD OF DIRECTORS OF THE PARADISE IRRIGATION DISTRICT DECLARING PROPERTY NO LONGER NECESSARY AND AUTHORIZING SALE OR DISPOSAL OF PROPERTY

WHEREAS, the Paradise Irrigation District owns certain property consisting of vehicles that are deemed inoperable, unsafe, or no longer necessary for District purposes as identified below.

Unit #	Description of Item	VIN	Plate No.
45	1999 GMC C6500 Water Truck	1GDJ7H1C3XJ503920	1222029

WHEREAS, it has been determined in accordance with section 22500 of the Water Code that said property is no longer necessary for District purposes and it is in the best interest of the District to sell or dispose of said property.

NOW, THEREFORE, BE IT HEREBY RESOLVED by the Board of Directors of the Paradise Irrigation District that said property is declared no longer necessary for District purposes and that said property be disposed of by the District Manager or designated representative under such terms and conditions as deemed appropriate.

Passed and adopted by the Board of Directors of the Paradise Irrigation District this 18th day of October, 2023 by the following vote:

AYES:
NOES:
ABSENT:
ABSTAIN:

PARADISE IRRIGATION DISTRICT

Shelby Boston, President

Attest:

Georgeanna Borrayo, Secretary



PARADISE IRRIGATION DISTRICT

6332 Clark Road, Paradise CA 95969 | Phone (530)877-4971 | Fax (530)876-0483

TO: Board of Directors

FROM: Blaine Allen, District Engineer

DATE: October 4, 2023

RE: Service Lateral Replacement Project
10/18/2023 Board of Directors Meeting

Background:

In October 2019, the Board reviewed the results of a public bid process for construction services for the Service Lateral Replacement Project in Paradise. At that time, the Board approved the award of the project to the lowest responsible bidder, Sutton Enterprises. For the not to exceed amount of \$5,503,183.60, this amount includes all contingencies added by the board after award of contract. The complete project came to a total of \$5,119,473.99.

This project was very successful in addressing the community's time-sensitive rebuilding need, supporting potable water delivery to all locations where permits have been issued.

As a result of this project, 1,312 customers received potable water connections. The work was completed in 2021 but there were continuing discussions on two change order requests that took some time to agree upon. This has now been completed and Sutton Enterprises has been paid for work accomplished.

See below for a summary of the project's cost and change orders, as previously reviewed and approved by the Board:

Service Lateral Replacement Project Overview	
Original Bid Price	\$ 4,282,452.50
Original Contingency	\$ 100,000.00
Additional Board Approved Contingency	\$ 1,120,000.00
Total Contingency	\$ 1,220,000.00
Total Change Orders	\$ 837,21.49
Total Project Cost	\$ 5,119,473.99

Action Requested:

Authorize the District Manager to file the Notice of Completion and Acceptance with the office of the Butte County Clerk Recorder.

Recording Requested By:
PARADISE IRRIGATION DISTRICT
WHEN RECORDED, RETURN TO:
PARADISE IRRIGATION DISTRICT
6332 CLARK ROAD
PARADISE, CA 95969

This recording is for the public benefit pursuant to California Government Code §6103.

NOTICE OF COMPLETION AND ACCEPTANCE
(Civil Code §§9200 et seq., 8100 et seq.)

NOTICE IF HEREBY GIVEN THAT:

- (a) The work of improvement known as the **Service Lateral Replacement Project located in the Town of Paradise in the County of Butte**, was completed and accepted as complete on **October 18, 2023**.
- (b) The name and address of the owner is:
 - Paradise Irrigation District
 - 6332 Clark Road
 - Paradise, CA 95969
- (c) The nature of the interest or estate of the Owner is:
 - Vendee under contract
- (d) The site is described as:
 - Locations structured based on community needs throughout the Paradise Irrigation District Service Area in Paradise, CA in the County of Butte in support of rebuilding efforts following the Camp Fire of November, 2018.
- (e) The name of the original contractor is:
 - Sutton Enterprises
 - P. O. Box 305
 - Vallecito, CA 95251

The work is described as:

Mobilization/demobilization and potholing at various locations as determined throughout the Paradise Irrigation District Service Area, resulting in the installation of 1,312 new potable water service laterals, including hot taps, traffic control, and asphalt restoration as needed.

Dated: October 18, 2023

Tom Lando, District Manager

VERIFICATION

I, the undersigned say:

I am the District Manager of Paradise Irrigation District, the owner of the aforesaid interest or estate in the property described in the Notice of Completion and Acceptance for the Service Lateral Replacement Project only located in Paradise, California.

I have read the foregoing notice and know the contents thereof, and the facts stated herein are true and correct.

I declare under penalty of perjury under the laws of the State of California that the foregoing is true and correct.

Executed on October 18, 2023 at Paradise, California.

Tom Lando, District Manager



Paradise Irrigation District

6332 Clark Rd, Paradise, CA 95969 · 530-877-4971 · Fax: 530-876-0483 · www.pidwater.com

DATE: October 12, 2023

TO: Board of Directors

FROM: Mickey Rich, Assistant District Manager
Pete Grout, Assistant Distribution Superintendent

SUBJECT: Letter of "Merit Rejection" – Claim For Damages
612 Circlewood Drive, Paradise, California
10/18/2023 Board of Directors Meeting

Background:

On September 26, 2023, a claim form was submitted by Donald Schumacher for his property located at 612 Circlewood Drive, Paradise, California. Property owner is seeking reimbursement for expenses incurred to locate and repair a water leak approximately 12-15 feet behind the meter box on the customer's side of the meter. Following this memo is the Letter of "Merit Rejection", PID's Incident Report Form and Claim Form submitted by the property owner.

The District, as a public entity, is bound by certain Government Code regulations relating to claims. This claim will be forwarded to ACWA Joint Powers Insurance Authority for processing; however, the JPIA cannot process the claim unless the District has formally "rejected" the claim at its level. Following is a rejection letter that will be sent to the claimant upon Board authorization as a formality to meet the legal requirement.

Action Requested:

"Formally reject claim for potential damages submitted by Donald Schumacher for 612 Circlewood Drive, Paradise, California and approve the letter of merit rejection for submittal to ACWA Joint Powers Insurance Authority to process and respond to the claim."



Paradise Irrigation District

6332 Clark Rd, Paradise, CA 95969 · 530-877-4971 · Fax: 530-876-0483 · www.pidwater.com

October 19, 2023

Donald Schumacher
612 Circlewood Drive
Paradise, CA 95969

RE: Customer Claim for Damages – 612 Circlewood Drive, Paradise, CA 95969

Dear Mr. Schumacher:

Notice is hereby given that the claim which you presented to the Board of Directors of the Paradise Irrigation District on September 26, 2023 was rejected on October 18, 2023.

WARNING

Subject to certain exceptions, you have only six (6) months from the date this notice was personally delivered or deposited in the mail to file a State Court Action on this claim. See California Government Code §945.6. Your time for filing an action in federal court may be less than this six months.

You may seek the advice of an attorney of your choice in connection with this matter. If you desire to consult an attorney, you should do so immediately.

In providing this notice, or by any other action it has taken on this claim, Paradise Irrigation District does not intend to relinquish or waive any of its legal claims requirements or any rights or defenses potentially available to Paradise Irrigation District or its officers, directors, employees or agents.

Should you file a lawsuit in this matter which is determined to be in bad faith and without reasonable cause, please be advised that Paradise Irrigation District will attempt to recover all of its defense costs from you as allowed by California Code of Civil Procedure § 128.5, § 128.7 and §1038.

If you have any questions about your claim, or this letter, please contact the claims administrator with the Association of California Water Agencies (ACWA/JPIA) at 1-800-231-5742.

Sincerely,

Tom Lando
District Manager

cc: ACWA-Joint Powers Insurance Authority
Mickey Rich, Assistant District Manager
Pete Grout, Assistant Distribution Superintendent
Tiffany Bowen, Office & Customer Service Manager

Non-Auto Only Incident Report Form

Send To JPIA

For Member Agency Use Only

Member Agency: (name and address) Paradise Irrigation District 6332 Clark Road Paradise, CA 95969		Mail To: ACWA JPIA P. O. Box 619082 Roseville, CA 95661-9082	
Phone No: (530) 877-4971		Previously Reported: Yes <input type="checkbox"/> No <input checked="" type="checkbox"/>	
Date of Accident: MM/DD/YYYY: 09/13/2023	Time of Accident:	Reported by:	Phone Number:
Location of Loss (including city, state & zip): 612 Circlewood Drive, Paradise, CA 95969		Authority Contacted & Report No:	
Description of loss: Customer claims work performed on 05/21/2023 to replace water meter caused damage to toilet and broke pipe on customer's side of the meter. Customer is seeking reimbursement for expenses incurred to locate and repair a water leak on customer's side of the meter.			
Property Owner's Name: Donald Schumacher		Primary Phone No: [REDACTED]	Secondary Phone No:
Address (including city, state & zip): 612 Circlewood Drive, Paradise, CA 95969		Estimate of Damages: \$888.02	
Describe Damaged Property: Leak in customer's water line 12-15 feet behind meter box on customer's side. Picture provided by customer shows a weak spot in the pipe where the leak occurred. Meter installation and inspection completed on 5/19/23 by PID contractor with water consumption use beginning same date. PID DropCountr Water Usage App detected a leak 8/19/23 and PID sent customer leak notification letters. PID determined leak was on customer's side of the meter. (Information continued on page 2 of 2)			
Property Owner's Name:		Primary Phone No:	Secondary Phone No:
Address (including city, state & zip):		Estimate of Damages:	
Describe Damaged Property:			
INJURED			
Name & Address (including city, state & zip):		Phone No:	Age:
Extent of Injury:			
WITNESSES			
Name & Address (including city, state & zip):		Phone No:	
Name & Address (including city, state & zip):		Phone No:	
This report prepared by: Pete Grout, Asst. Superintendent (530) 876-2043		Date: 10/05/2023	Time: 10:00 am

Please keep a copy of this form for your files.

Revised - August 2019

Page 1 of 2

Non-Auto Only Incident Report Form

Send To JP/A

For Member Agency Use Only

Member Agency: (name and address) Paradise Irrigation District 6332 Clark Road Paradise, CA 95969		Mail To: ACWA JP/A P. O. Box 619082 Roseville, CA 95661-9082	
Phone No: (530) 877-4971		Previously Reported: Yes <input type="checkbox"/> No <input checked="" type="checkbox"/>	
Date of Accident: MM/DD/YYYY: 09/13/2023	Time of Accident	Reported by:	Phone Number:
Location of Loss (including city, state & zip): 612 Circlewood Drive, Paradise, CA 95969		Authority Contacted & Report No:	
Description of loss:			
Property Owner's Name: Donald Schumacher		Primary Phone No: [REDACTED]	Secondary Phone No:
Address (including city, state & zip): 612 Circlewood Drive, Paradise, CA 95969		Estimate of Damages: \$888.02	
<p>Continued from page 1: Leak was fixed by customer 9/22/23 and customer filed claim for damages with PID on 9/26/23. No work had been performed at property by PID or PID contractor since May, 2023.</p> <p>Describe Damaged Property: PID Policy Chapter 7.9 indicates the following: The customer is responsible for all water going through the meter. Leaks caused by frozen or broken pipes, damage, or other leaks on the customer's side of the meter shall be the responsibility of the customer.</p>			
Property Owner's Name:		Primary Phone No:	Secondary Phone No:
Address (including city, state & zip):		Estimate of Damages:	
Describe Damaged Property:			
INJURED			
Name & Address (including city, state & zip):		Phone No:	Age:
Extent of Injury:			
WITNESSES			
Name & Address (including city, state & zip):		Phone No:	
Name & Address (including city, state & zip):		Phone No:	
This report prepared by: Pete Grout, Asst. Superintendent (530)876-2043		Date: 10/05/2023	Time: 10:00 am

Please keep a copy of this form for your files.

Revised - August 2019

Page 2 of 2



Paradise Irrigation District

Service Order

Completed

Job Date: 9/13/2023 9:35 AM

Job Code: ZennerLeak - Zenner Reported Leak

Group: OFFICE STAFF

Staff: OFFICE STAFF

Service Order #: SO0077218

Job Action: Miscellaneous

Issued By: Office Staff

Requested By: DONALD SCHUMACHER

Location: 612 CIRCLEWOOD DR PARADISE CA 95969

Account: 03-02450-03 DONALD SCHUMACHER

Services

Service	Action	Current Meter #	Meter Serial #	B #	Last Read Date - Last Read	Reading	New Meter #
100 - WATER CO	No Action	10171333	10171333	6028020	11/07/2018 2344.000000		
Meter Location: SEPC							
Lat: 39.74368054		Long: -121.6298906					
110-SC - WATER	No Action						
111-SC-SLD - WA	No Action						
300-PF - HYDRA	No Action						
301-PF-SLD - HY	No Action						

Order Notes: Verify MIU & Meter #

Zenner leak detected please verify responsibility. Check BF and meter box.

Completion Notes: Leak is on customers side
Pictures are in fulcrum
9/13/23
11:15am
C.L

Completion Date:

Worked By:

Approved By:

This reduced deposit shall remain for one year at which time it may be credited to succeeding bills until depleted.

7.9 LEAK POLICY, ADJUSTMENTS, AND APPEALS

The customer is responsible for all water going through the meter. Leaks caused by frozen or broken pipes, damage, or other leaks on the customer's side of the meter shall be the responsibility of the customer. The District may, upon request of the customer, provide for a payment plan of up to one year, with no penalties, to assist customers in paying amounts billed that are attributed to a leak.

An identified leak will not result in a customer moving to a higher service charge classification so long as the leak is repaired in a timely manner. Upon request of the customer, the District will determine if a leak will result in a change in classification, based upon the circumstances, magnitude, and duration of the leak.

Online customer usage data and leak notification is available to customers. The customers are expected to respond to leak detection notifications from the District and repair leaks promptly.

The District may, upon written request of a customer supported by repair bills or other appropriate documentation, adjust such customer's bill in the case of loss of water due to circumstances beyond the reasonable control of such customer, such as a mechanical malfunction, blind leak, theft of water, vandalism, unexplained water loss or other unusual or emergency conditions. Adjustments shall not be made for faucet or toilet leaks.

The District will use its automated billing system to determine the amount of water usage attributable to the leak. Customers that fix leaks within seven days of the District's leak notification, may, upon the customer's request, and if the District determines that an adjustment is appropriate and reasonable under the circumstances, receive a credit for leak usage of up to seven days from the District's notification.

The District Manager, or his or her designee, may, in his or her sole discretion, grant an adjustment for usage attributed to the leak that occurred after the above-described seven-day period. In making such a determination, the District Manager, or his or her designee, may take into account the cause of water loss, any negligence or fault of the customer in connection therewith, and the difficulty of repair.

Any customer seeking relief under this policy must make a written request to the District as soon as possible and in no event later than ninety days after the closing date of the billing cycle in which the leakage occurred.

Amended 01/16/19: §7.7 & 7.8

Amended 05/20/20: §7.8

Addition 03/17/21: §7.10

Amended 06/16/21: §7.7.1 & §7.7.3

Amended 02/16/22: §7.8.3

Amended 02/15/23: §7.7.3; Addition §7.7.5

Amended 03/15/23: §7.7.3

Amended 04/19/23: §7.7.3; Addition §7.7.6

Claim Form

(A claim shall be presented by the claimant or by a person acting on his behalf.)

NAME OF DISTRICT: PARADISE IRRIGATION DISTRICT

1

Claimant name, address (mailing address if different), phone number, social security number, e-mail address, and date of birth.

Effective January 1, 2010, the Medicare Secondary Payer Act (Federal Law) requires the District/Agency to report all claims involving payments for bodily injury and/or medical treatments to Medicare. As such, if you are seeking medical damages, we MUST have both your Social Security Number and your date of birth.

Name: Donald Schumacher

Phone Number: [REDACTED]

Address(es):

Social Security No.: [REDACTED]

612 Circlewood Drive
Paradise, CA 95969

Date of Birth: [REDACTED]

E-mail: [REDACTED]

2

List name, address, and phone number of any witnesses.

Name:

Address:

Phone Number:

3

List the date, time, place, and other circumstances of the occurrence or transaction, which gave rise to the claim asserted.

Date: 5/24/2023

Time: 4pm

Place: 612 CIRCLEWOOD DR.

Tell What Happened (give complete information):

THE WATER METER WAS REPLACED ON THIS DATE I BELIEVE. I ARRIVED HOME, WENT TO THE BATHROOM, ONCE I FLUSHED THE TOILET A HUGE SPIKE OF AIR AND WATER BROKE THE FLOAT VALVE IN THE TOILET. I HAD TO CAREFULLY PURGE THE REST OF OUR WATER SYSTEM. IT IS OBVIOUS THAT THIS SPIKE CAUSED THE WATER PIPE TO SPLIT CAUSING THE LEAK. THIS BREAK WAS ONLY 15 FEET FROM THE METER AND BACKFLOW DEVICE

NOTE: Attach any photographs you may have regarding this claim.

4

Give a general description of the indebtedness, obligation, injury, damage, or loss incurred so far as it may be known at the time of presentation of the claim.

I HAD TO HAVE ADVANCE LEAK & PIPE DETECTION LOCATE THE LEAK. ACCURATE PLUMBING REPAIRED THE LEAK CAUSED BY THE AIR & WATER SPIKE TO THE SYSTEM

5

Give the name or names of the public employee or employees causing the injury, damage, or loss, if known.

RCI WAS THE CONTRACTOR WHO REPLACED THE METER

6

The amount claimed if it totals less than ten thousand dollars (\$10,000) as of the date of presentation of the claim, including the estimated amount of any prospective injury, damage or loss, insofar as it may be known at the time of the presentation of the claim, together with the basis of computation of the amount claimed. If the amount claimed exceeds ten thousand dollars (\$10,000), no dollar amount shall be included in the claim. However, it shall indicate whether the claim would be a limited civil case.

\$ 888.02

Date:

5/16/2023

Time:

2:30pm

Signature:

[Signature]

ANSWER ALL QUESTIONS. OMITTING INFORMATION COULD MAKE YOUR CLAIM LEGALLY INSUFFICIENT!



Advanced Pipe & Leak Detection
236 W. East Ave. Ste A148
Chico, CA 95926
(530) 636-5376
 APLDetection@gmail.com
 www.APLDetection.com

Invoice # _____

Bill To

DONALD SCHUMACHER
 612 CIRCLEWOOD DR.
 PARADISE, CA 95969

Service Date	Time	P.O. No.	Terms	Job No.	Job Address
9.19.23	10:00 - 11:00				

Description

Amount

* LOCATED/PARTIALLY EXPOSED OUTSIDE LEAK
 ON MAIN SERVICE AS MARKED ON
 DRIVEWAY BUT SHOULD BE REPAIRABLE
 IN ADJACENT PLANTER
 * PLASTIC PIPE LOCATED VIA TRACER WIRE.

PAID w/ CHECK # 2033

Customer agrees that they have read and fully understand the terms and conditions of this agreement, and that the customer has executed this agreement voluntarily. APL must be notified immediately of any discrepancies with services performed.

Signature: X [Signature]

Date: _____

Thank you for your business. We look forward to being of service in the future.

Total

\$ 270

Advanced Pipe and Leak Detection agrees to perform the service indicated in a proper and professional manner, using equipment standard for this type of service, to the best of our ability. Customer understands that Advanced Pipe and Leak Detection makes no warranties and / or guarantees expressed or implied, and that no consequential damages will be recoverable by reason of the work performed hereunder.



Don Schumacher
612 Circlewood Drive
Paradise, CA 95969



INVOICE	#31874
SERVICE DATE	Sep 22, 2023
INVOICE DATE	Sep 24, 2023
DUE	Upon receipt
AMOUNT DUE	\$0.00


CONTACT US
2288 Park Ave Suite A
Chico, CA 95928

(530) 894-1800
accurate_Plumbing@yahoo.com

Service completed by: Kyle Byker

INVOICE

Services	qty	unit price	amount
Water leak Customer to call back once contractor figures out weather or not repair will be covered	1.0	\$0.00	
P0100-Repair 1 1/4" Plastic Service Description: 4 1 1/4" PVC Ell 1 1 1/4" PVC Coupling 3 Pipe PVC 1 1/4" Sch 40 1 PVC Slip Fix Coupling 1 1/4" 5 Misc. Items Price includes minor undermining of driveway and replacement of 1 1/4 T fitting that split and was leaking. Buried Piping in sand and back filled native soil.	1.0	\$617.00	\$617.00
Fuel Charge Fuel Charge	1.0	\$17.00	\$17.00
Credit Card Processing Fee 3%	1.0	\$19.02	\$19.02
Subtotal			\$653.02
Billboard Discount			- \$35.00
Total			\$618.02



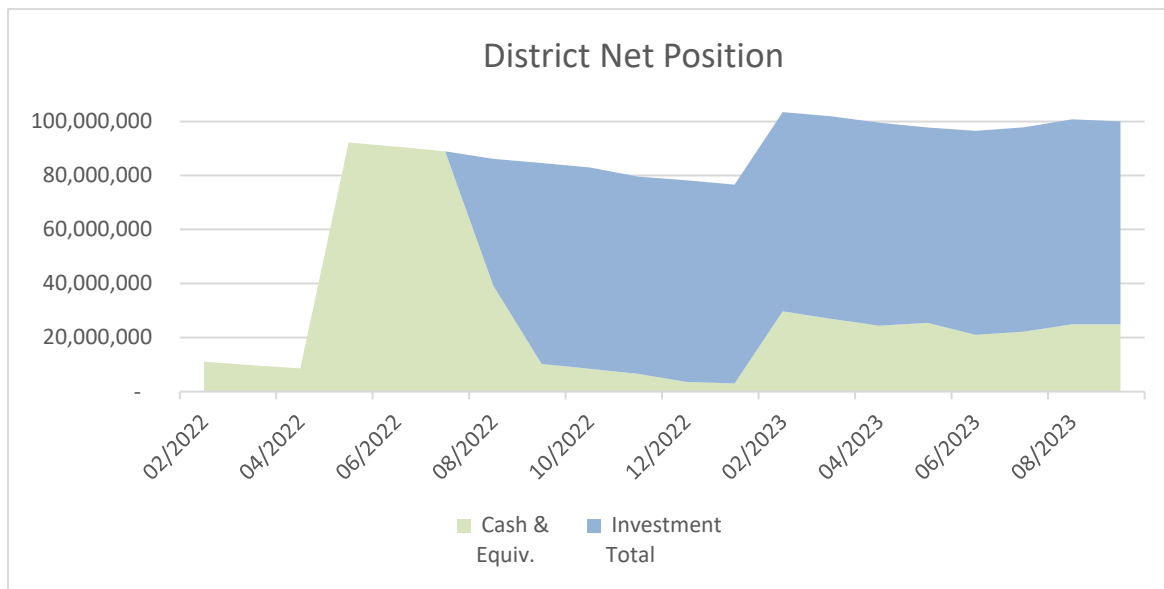


Paradise Irrigation District

6332 Clark Rd, Paradise, CA 95969 · 530-877-4971 · Fax: 530-876-0483 · www.pidwater.com

Treasurer's Report – September 2023

1. **Cash & Investments** – As of month end the District's net position was \$100,029,687, down 0.7% from last month due to r
 - a. Cash holdings at Tri Counties Bank: \$2,855,712 @ 3.5%
 - b. Cash holdings at CA CLASS: \$20,972,479 @ 5.48%
 - c. Cash holdings at LAIF: \$2,593 @ 3.64%
 - d. Cash holdings at Meeder Investments: \$1,055,285 @ 5.22%.
 - e. Securities holdings at Meeder Investments: 75,143,618 @ 3.91%



2. **Debt Service** – As of month end the District's outstanding debt was \$2,880,099. This fiscal year, the District will pay \$828,545 in principal and interest.
 - a. 2017 Refinance Loan (Truist): \$307,670 at 2.28%
 - b. 2016 Refinance Loan (Capital One): \$1,232,334 at 2.42%
 - c. 2007 Magalia Bypass Loan (iBank): \$1,053,095 at 1.00%

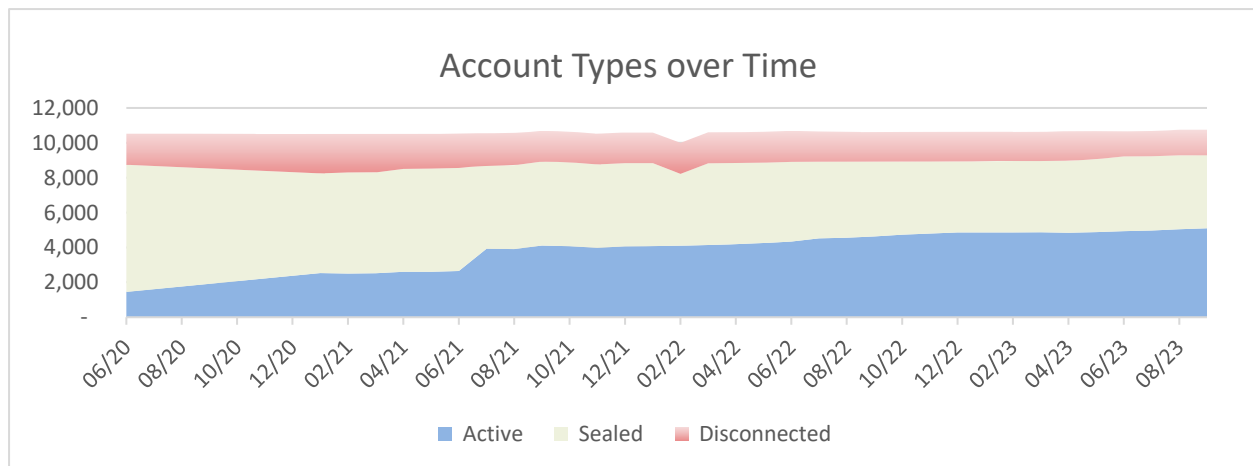
3. **Revenues** – As of month end the District's total income recognized YTD was \$7.1M.

a. <u>Operating Income</u>	<u>YTD</u>	<u>BUDGET</u>
Water Service, Fees, & Consumption	\$ 1,051,626	\$ 5,310,232
Installations and Custom Work	\$ 22,203	\$ 66,000
Total Operating Income	\$ 1,073,829	\$ 5,376,232
b. <u>Investment Income (Cash Basis)</u>	<u>YTD</u>	<u>BUDGET</u>
Interest Income	\$ 900,676	\$ 2,600,000
Realized Investment Gain/Loss	\$ 34,141	\$ - 0 -
Total Investing Income	\$ 934,817	\$ 2,600,000

3. Revenue (continued)

c. <u>Recovery / Misc. Income</u>	<u>YTD</u>	<u>BUDGET</u>
Reimbursements	\$ 53,367	\$ 273,000
Miscellaneous & Other	<u>\$ 12,124,950</u>	<u>\$ 57,300,000</u>
Total Recovery / Misc. Income	\$ 12,178,317	\$ 57,573,000

d. Customer Status:		
Active Customers	5,097	\$2,689,993 Annualized Rev.
Sealed Customers	4,195	\$1,106,977 Annualized Rev.
Disconnected	1,460	



4. Expenses –

<u>Operating Expenses by Department</u>	<u>YTD</u>	<u>BUDGET</u>
Source of Supply & Treatment	\$ 499,944	\$ 2,438,000
T & D and Customer Service	\$ 873,995	\$ 2,973,000
Administration	\$ 556,837	\$ 2,331,000
Total Operating Expense	\$ 1,930,776	\$ 7,742,000

5. Capital & Recovery –

Active projects include:

- 1) Reservoir B Tank Replacement
- 2) MISLR 2
- 3) MISLR 3
- 4) Zone A Pipeline
- 5) Magalia Dam
- 6) WTP Equalizer Tank



QUICK SUMMARY DASHBOARD

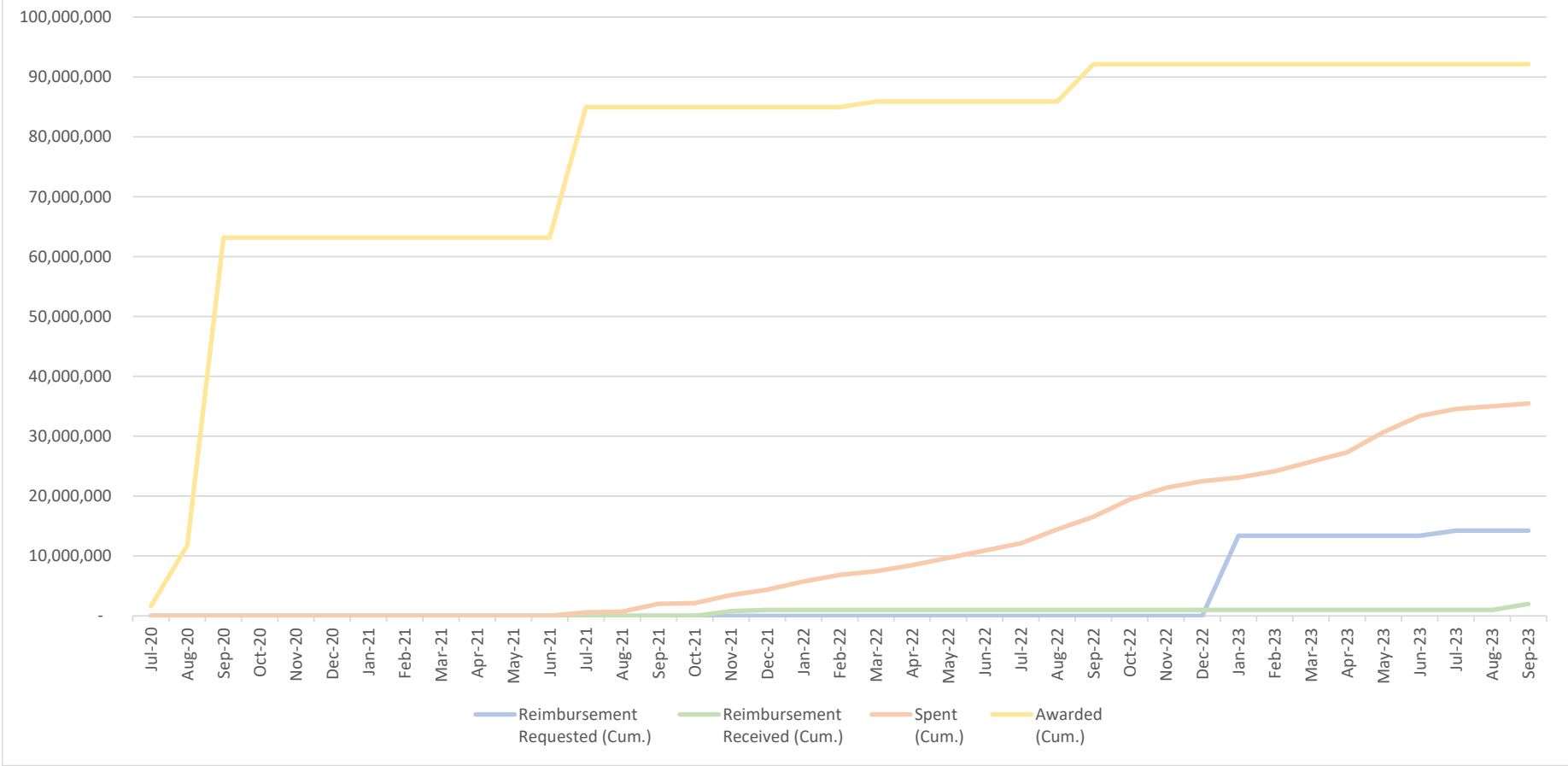
For the Period Ending 09/30/23

	Fiscal YTD	Budget
Operating Income		
Water Service, Fees, & Consumption	\$ 1,051,626	\$ 5,310,232
Installations and Custom Work	\$ 22,203	\$ 66,000
Total Operating Income	\$ 1,073,829	\$ 5,376,232
Investment Income		
Interest Income	\$ 900,676	\$ 2,600,000
Rental Income	\$ 3,012	\$ -
Total Investment Income	\$ 903,688	\$ 2,600,000
Recovery / Misc. Income		
Grant Income	\$ -	\$ -
Reimbursements	\$ 53,367	\$ 273,000
Miscellaneous & Other	\$ 12,124,950	\$ 57,300,000
Total Recovery / Misc. Income	\$ 12,178,317	\$ 57,573,000
Total Income	\$ 14,155,834	\$ 65,549,232
Operating Expense		
Source of Supply & Treatment	499,944	\$ 2,438,000
Transmission & Distribution and Meter Shop	\$ 873,995	\$ 2,973,000
Administration	\$ 556,837	\$ 2,331,000
Total Operating Expense	\$ 1,930,776	\$ 7,742,000
Recovery Expense		
Materials, Supplies, Contracts	\$ 3,400,063	\$ -
Outside Services	\$ 1,187,922	\$ -
Total Recovery Expense	\$ 4,587,985	\$ -
Total Expense	\$ 6,518,760	\$ 7,742,000
Net Gain (Loss)	\$ 7,637,074	\$ 57,807,232
Cash & Equivalents	\$ 24,886,069	
Investment Portfolio Cost	\$ 75,143,618	
Portfolio Yield	3.91%	

Summary of all listed projects

Period	Reimbursement Requested (Curr.)	Reimbursement Requested (Cum.)	Reimbursement Received (Curr.)	Reimbursement Received (Cum.)	Spent (Curr.)	Spent (Cum.)	Awarded (Curr.)	Awarded (Cum.)	Notes
Jul-20	-	-	-	-	-	-	1,620,575	1,620,575	Magalia Dam
Aug-20	-	-	-	-	-	-	10,130,424	11,750,999	MISLR
Sep-20	-	-	-	-	-	-	51,427,684	63,178,683	MISLR
Apr-21	-	-	-	-	-	-	-	63,178,683	
May-21	-	-	-	-	-	-	-	63,178,683	
Jun-21	-	-	-	-	-	-	-	63,178,683	
Jul-21	-	-	-	-	594,642	594,642	21,787,417	84,966,100	Reservoir B
Aug-21	-	-	-	-	110,512	705,154	-	84,966,100	
Sep-21	-	-	-	-	1,322,591	2,027,745	-	84,966,100	
Oct-21	-	-	-	-	112,436	2,140,181	-	84,966,100	
Nov-21	-	-	802,372	802,372	1,337,447	3,477,628	-	84,966,100	MISLR
Dec-21	-	-	184,875	987,247	883,944	4,361,572	-	84,966,100	Magalia Dam
Jan-22	-	-	-	987,247	1,380,910	5,742,482	-	84,966,100	
Feb-22	-	-	-	987,247	1,117,957	6,860,438	-	84,966,100	
Mar-22	-	-	1,964	989,212	578,127	7,438,565	916,603	85,882,703	Magalia Dam
Apr-22	-	-	-	989,212	1,036,351	8,474,916	-	85,882,703	
May-22	-	-	-	989,212	1,216,743	9,691,659	-	85,882,703	
Jun-22	-	-	-	989,212	1,237,516	10,929,175	-	85,882,703	
Jul-22	-	-	-	989,212	1,207,806	12,136,981	-	85,882,703	
Aug-22	-	-	-	989,212	2,320,918	14,457,899	-	85,882,703	
Sep-22	-	-	-	989,212	2,114,150	16,572,049	6,259,315	92,142,018	Zone A
Oct-22	-	-	-	989,212	2,853,057	19,425,106	-	92,142,018	
Nov-22	-	-	-	989,212	1,960,090	21,385,196	-	92,142,018	
Dec-22	-	-	-	989,212	1,090,884	22,476,079	-	92,142,018	
Jan-23	13,401,026	13,401,026	-	989,212	617,937	23,094,016	-	92,142,018	MISLR
Feb-23	-	13,401,026	-	989,212	1,080,857	24,174,873	-	92,142,018	
Mar-23	-	13,401,026	-	989,212	1,577,548	25,752,421	-	92,142,018	
Apr-23	-	13,401,026	-	989,212	1,563,140	27,315,561	-	92,142,018	
May-23	-	13,401,026	-	989,212	3,370,629	30,686,190	-	92,142,018	
Jun-23	-	13,401,026	-	989,212	2,689,138	33,375,328	-	92,142,018	
Jul-23	841,390	14,242,416	-	989,212	1,197,340	34,572,668	-	92,142,018	Zone A
Aug-23	-	14,242,416	-	989,212	454,751	35,027,419	-	92,142,018	
Sep-23	-	14,242,416	1,005,176	1,994,388	445,679	35,473,098	-	92,142,018	Zone A & Magalia Dam

Grants Available and Recievable Aging Report



PORTFOLIO SUMMARY

As of September 30, 2023



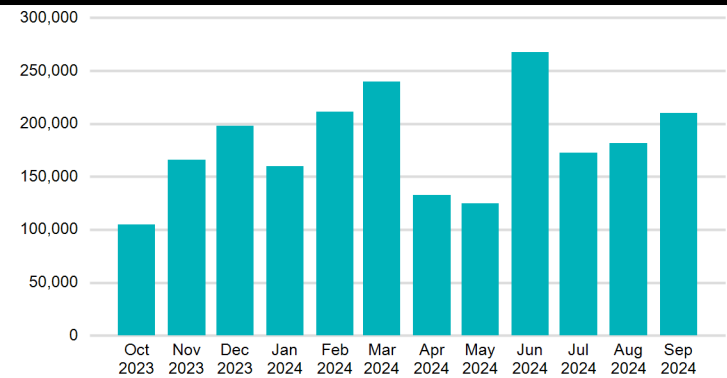
MONTHLY RECONCILIATION

Beginning Book Value	75,989,081.90
Contributions	
Withdrawals	
Prior Month Management Fees	(3,000.00)
Prior Month Custodian Fees	(623.98)
Realized Gains/Losses	(7,357.92)
Purchased Interest	(17,403.88)
Gross Interest Earnings	214,896.00
Ending Book Value	76,175,592.12

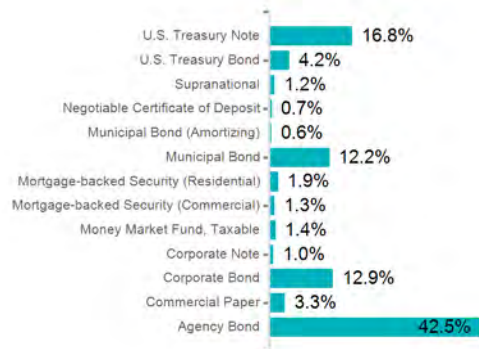
PORTFOLIO CHARACTERISTICS

Portfolio Yield to Maturity	3.91%
Portfolio Effective Duration	2.22 yrs
Weighted Average Maturity	2.43 yrs
Weighted Average Life	2.59 yrs

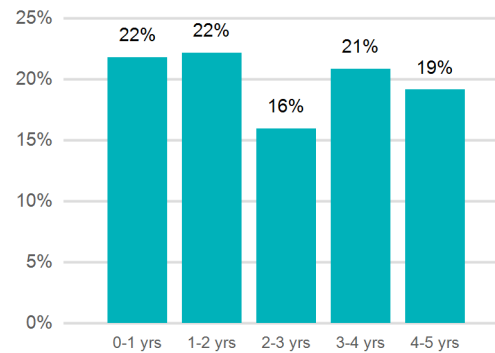
PROJECTED MONTHLY INCOME SCHEDULE



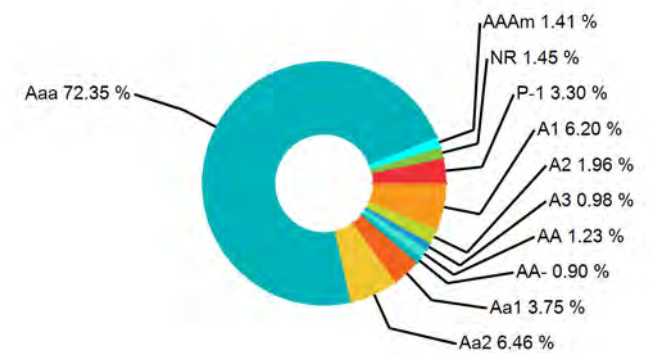
SECTOR ALLOCATION



MATURITY DISTRIBUTION



CREDIT QUALITY

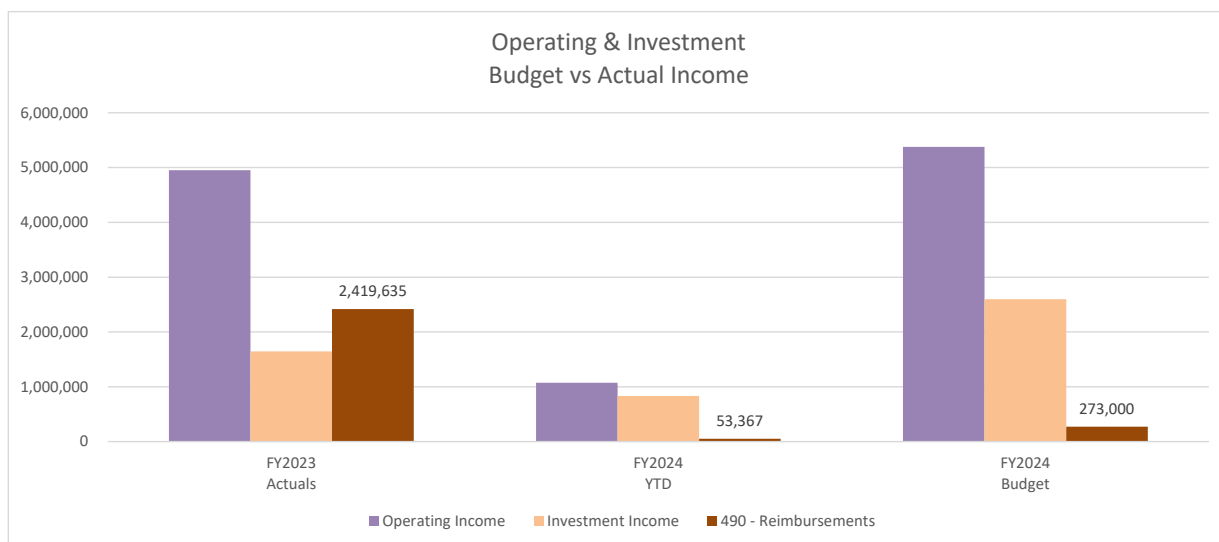


Paradise Irrigation District

Treasurer's Report September 30, 2023

Fiscal Year-to-Date Income & Expense Report

	FY2021 Actuals	FY2022 Actuals	FY2023 Actuals	FY2024 YTD	FY2024 Budget	% Budget Remaining
Depart: 00 - Revenue						
400 - Taxes - PID Share	317,000	288,006	184,088	-174,362	330,000	153%
401 - Water - Service	3,034,810	3,758,352	4,158,838	787,431	4,135,232	81%
402 - Water - Consumption	(44)	0	128,971	313,481	460,000	32%
403 - Water - Fees & Adjustments	(2,408)	30,005	147,384	77,297	160,000	52%
405 - Outside Water Sales	126,556	214,169	209,756	47,779	225,000	79%
425 - Non-Recurring Services	328,365	373,989	124,243	22,203	66,000	66%
<i>Operating Income</i>	<i>3,804,279</i>	<i>4,664,521</i>	<i>4,953,280</i>	<i>1,073,829</i>	<i>5,376,232</i>	<i>80%</i>
460 - Interest Income	(52,878)	(14,962)	1,630,903	900,676	2,600,000	65%
465 - Rental Income	21,416	22,652	14,429	3,012	0	
475 - Investment Gain/Loss	21,416	22,652	-984,668	-71,726	0	
<i>Investment Income</i>	<i>(31,462)</i>	<i>7,690</i>	<i>1,645,332</i>	<i>831,962</i>	<i>2,600,000</i>	<i>68%</i>
470 - Grant Income	0	1,360	0	0	0	
490 - Reimbursements	219,507	0	2,419,635	53,367	273,000	80%
495 - Grant Reimbursements	5,443,911	12,880,241	738,894	1,005,176	45,300,000	98%
499 - Other	9,766,341	120,739,779	1,343,967	11,119,774	12,000,000	7%
<i>Recovery / Misc. Income</i>	<i>15,429,759</i>	<i>133,621,380</i>	<i>4,502,496</i>	<i>12,178,317</i>	<i>57,573,000</i>	<i>79%</i>
Total Revenue:	19,223,992	138,316,243	10,116,440	14,084,108	65,549,232	79%



400 - Taxes - PID Share
 401 - Water - Service
 402 - Water - Consumption
 403 - Water - Fees & Adjustments
 405 - Outside Water Sales
 425 - Non-Recurring Services
 460 - Interest Income
 465 - Rental Income
 475 - Investment Gain/Loss
 470 - Grant Income
 490 - Reimbursements
 495 - Grant Reimbursements
 499 - Other

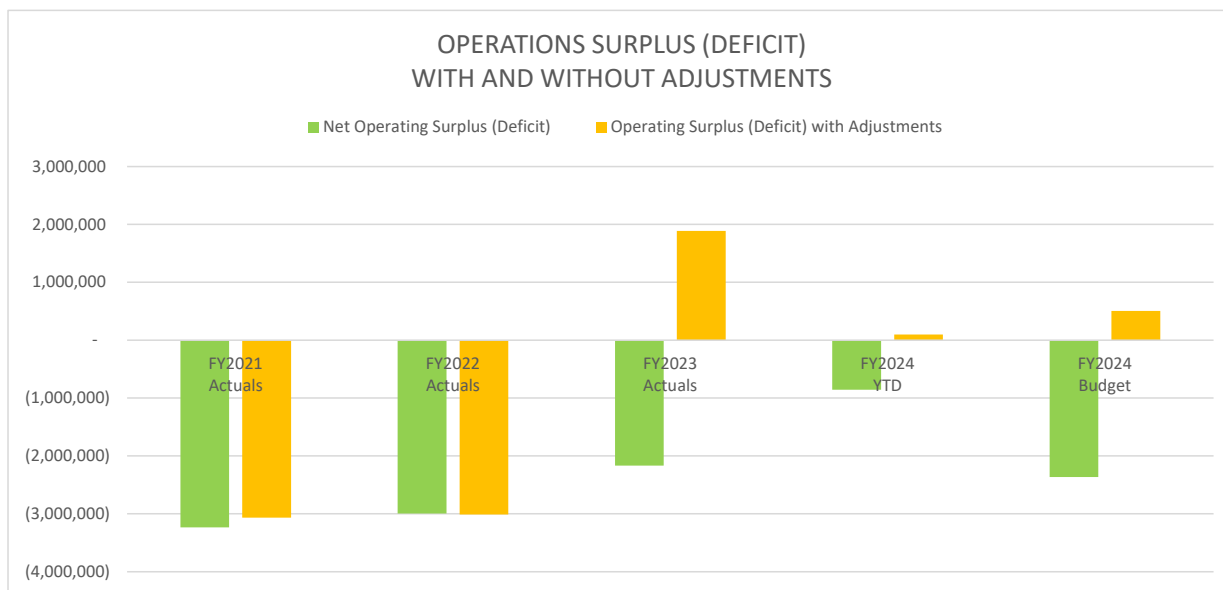
Includes revenues distributed by Butte County for property tax assessments and liens.
 Includes revenues for monthly service fees for hydrant, business, irrigation, and residential meters.
 Includes revenues for metered water consumption.
 Includes revenues for penalties, fines, and fees.
 Includes revenues for water sales to other agencies.
 Includes revenues for service installs, upgrades, repairs, and other misc. work.
 Includes revenues earned from investments and savings.
 Includes revenues (net) earned from rental properties.
 Includes revenues from realized and unrealized investment activity.
 Includes revenues from awarded grants that are not reimbursements.
 Includes revenues from contracts, damage repairs, and small insurance claims.
 Includes revenues from requested expenditures of grant funds.
 Includes revenues from settlements and all other sources that are non-recurring.

Paradise Irrigation District

Treasurer's Report September 30, 2023

Fiscal Year-to-Date Income & Expense Report

	FY2021 Actuals	FY2022 Actuals	FY2023 Actuals	FY2024 YTD	FY2024 Budget	% Budget Remaining
District Operations						
Operating Income	3,804,279	4,664,521	4,953,280	1,073,829	5,376,232	80%
Source of Supply Total:	17,969	251,189	55,310	21,275	250,000	91%
Water Treatment Total:	1,238,662	1,318,893	1,684,987	478,669	2,188,000	78%
Transmission and Distribution Total:	2,496,577	2,692,238	2,708,637	719,698	2,395,000	70%
Customer Service / Meter Shop Total:	311,476	330,712	490,767	154,297	578,000	73%
Administration Total:	2,972,166	3,066,015	2,177,905	556,837	2,331,000	76%
Operating Expense	7,036,850	7,659,047	7,117,606	1,930,776	7,742,000	75%
Net Operating Surplus (Deficit)	(3,232,571)	(2,994,526)	(2,164,326)	(856,947)	(2,365,768)	
Interest Income	(52,878)	(14,962)	1,630,903	900,676	2,600,000	65%
Reimbursements	219,507	0	2,419,635	53,367	273,000	80%
Operating Surplus (Deficit) with Adjustments	(3,065,942)	(3,009,488)	1,886,213	97,096	507,232	

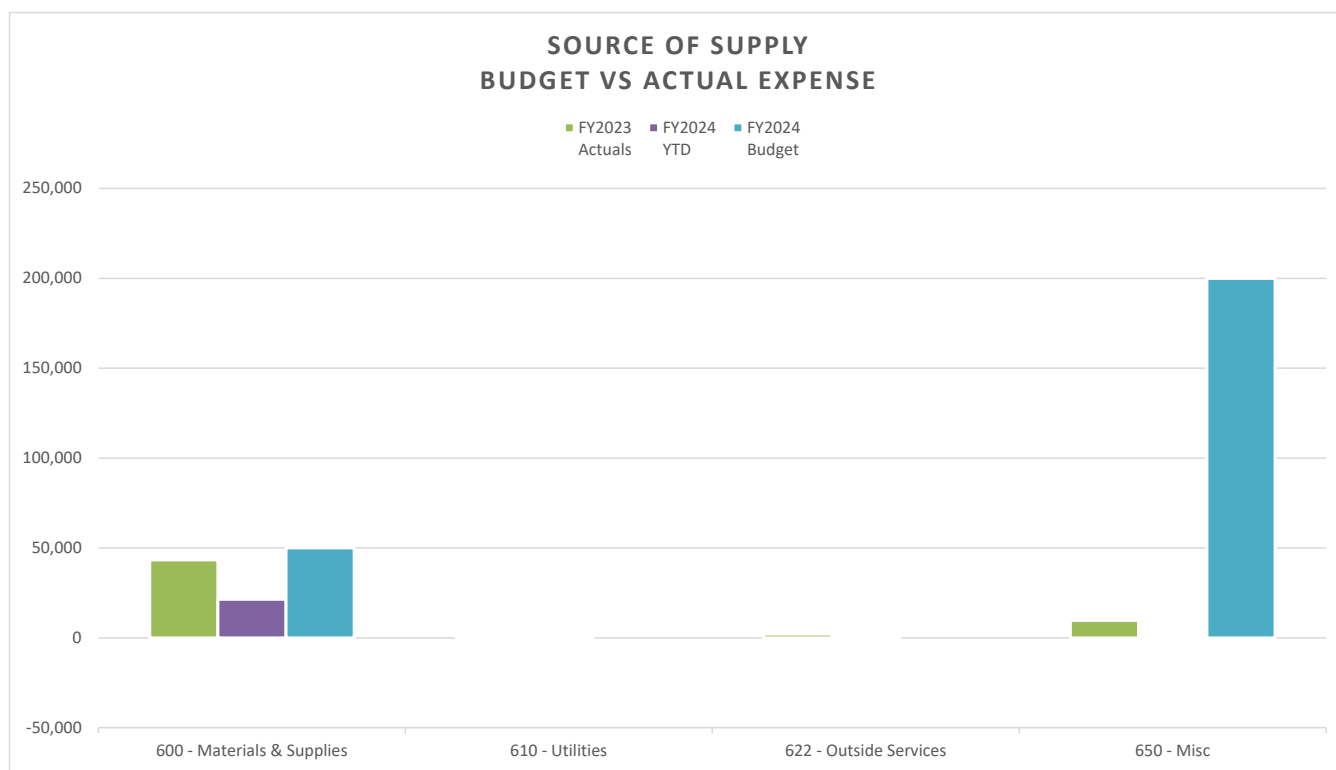


Paradise Irrigation District

Treasurer's Report September 30, 2023

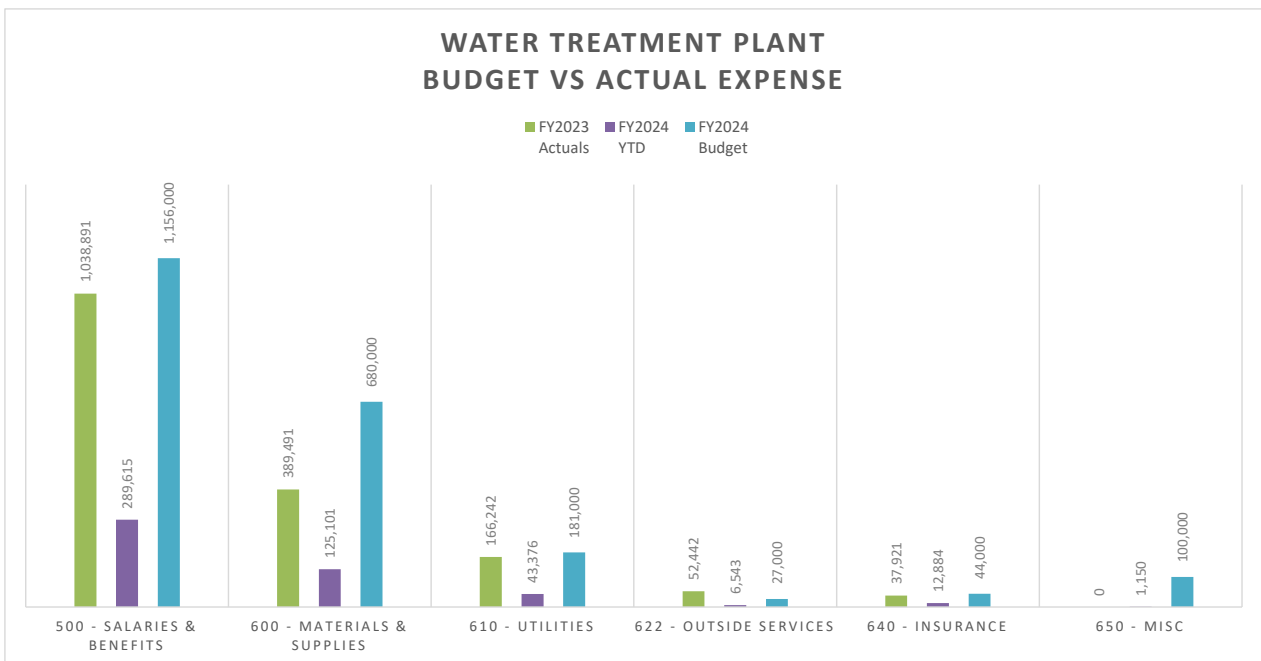
Fiscal Year-to-Date Income & Expense Report

	FY2021 Actuals	FY2022 Actuals	FY2023 Actuals	FY2024 YTD	FY2024 Budget	% Budget Remaining
Depart: 10 - Source of Supply						
600 - Materials & Supplies	3,160	3,875	43,364	21,492	50,000	57%
610 - Utilities	0	0	176	83	0	
622 - Outside Services	1,259	46,757	2,138	332		
650 - Misc	13,550	200,557	9,633	-633	200,000	100%
Total Expense:	17,969	251,189	55,310	21,275	250,000	91%



Paradise Irrigation District
Treasurer's Report September 30, 2023
Fiscal Year-to-Date Income & Expense Report

	FY2021 Actuals	FY2022 Actuals	FY2023 Actuals	FY2024 YTD	FY2024 Budget	% Budget Remaining
Depart: 30 - Water Treatment						
500 - Salaries & Benefits	982,404	1,012,944	1,038,891	289,615	1,156,000	75%
600 - Materials & Supplies	201,222	250,351	389,491	125,101	680,000	82%
610 - Utilities	514	5,127	166,242	43,376	181,000	76%
622 - Outside Services	13,776	15,625	52,442	6,543	27,000	76%
640 - Insurance	36,102	34,846	37,921	12,884	44,000	71%
650 - Misc	4,644	-	0	1,150	100,000	99%
Total Expense:	1,238,662	1,318,893	1,684,987	478,669	2,188,000	78%

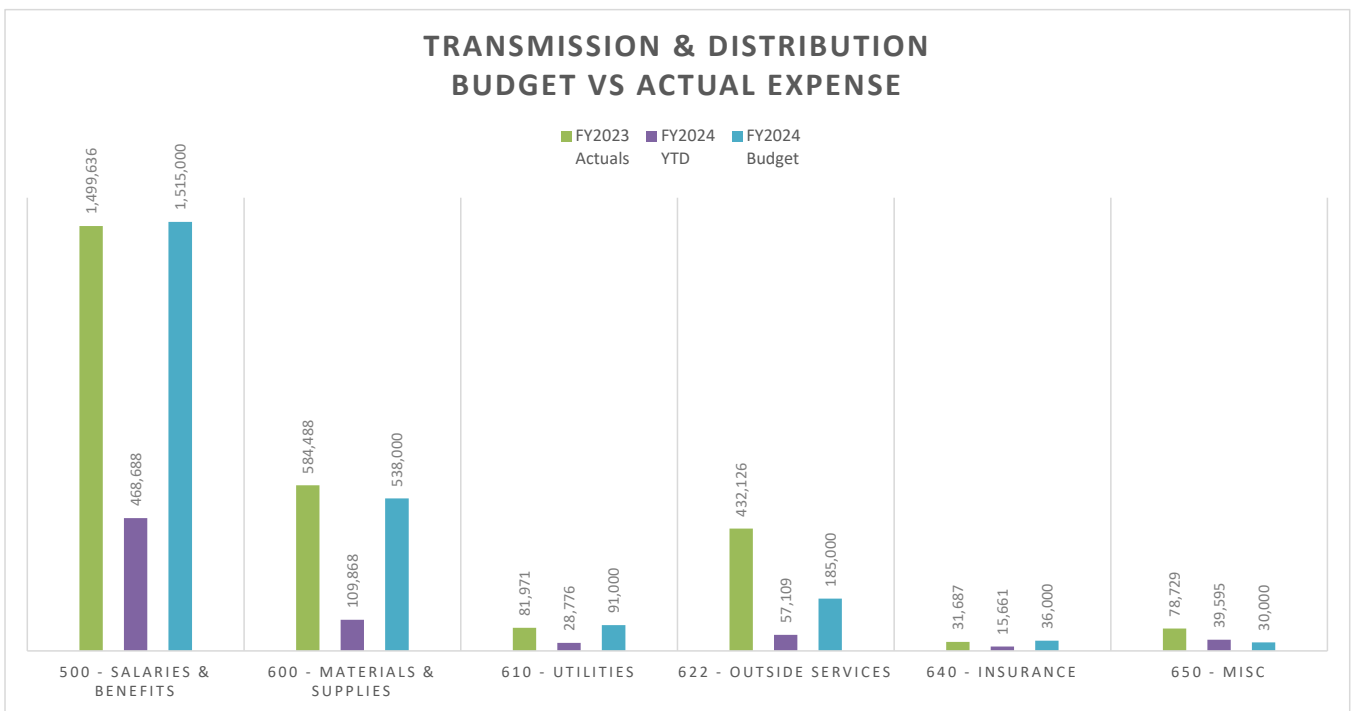


Paradise Irrigation District

Treasurer's Report September 30, 2023

Fiscal Year-to-Date Income & Expense Report

	FY2021 Actuals	FY2022 Actuals	FY2023 Actuals	FY2024 YTD	FY2024 Budget	% Budget Remaining
Depart: 40 - Transmission & Distribution						
500 - Salaries & Benefits	1,257,362	1,429,522	1,499,636	468,688	1,515,000	69%
600 - Materials & Supplies	614,244	685,034	584,488	109,868	538,000	80%
610 - Utilities	31,119	18,062	81,971	28,776	91,000	68%
622 - Outside Services	513,181	493,029	432,126	57,109	185,000	69%
640 - Insurance	29,279	28,261	31,687	15,661	36,000	56%
650 - Misc	51,392	38,330	78,729	39,595	30,000	Over
Total Expense:	2,496,577	2,692,238	2,708,637	719,698	2,395,000	70%

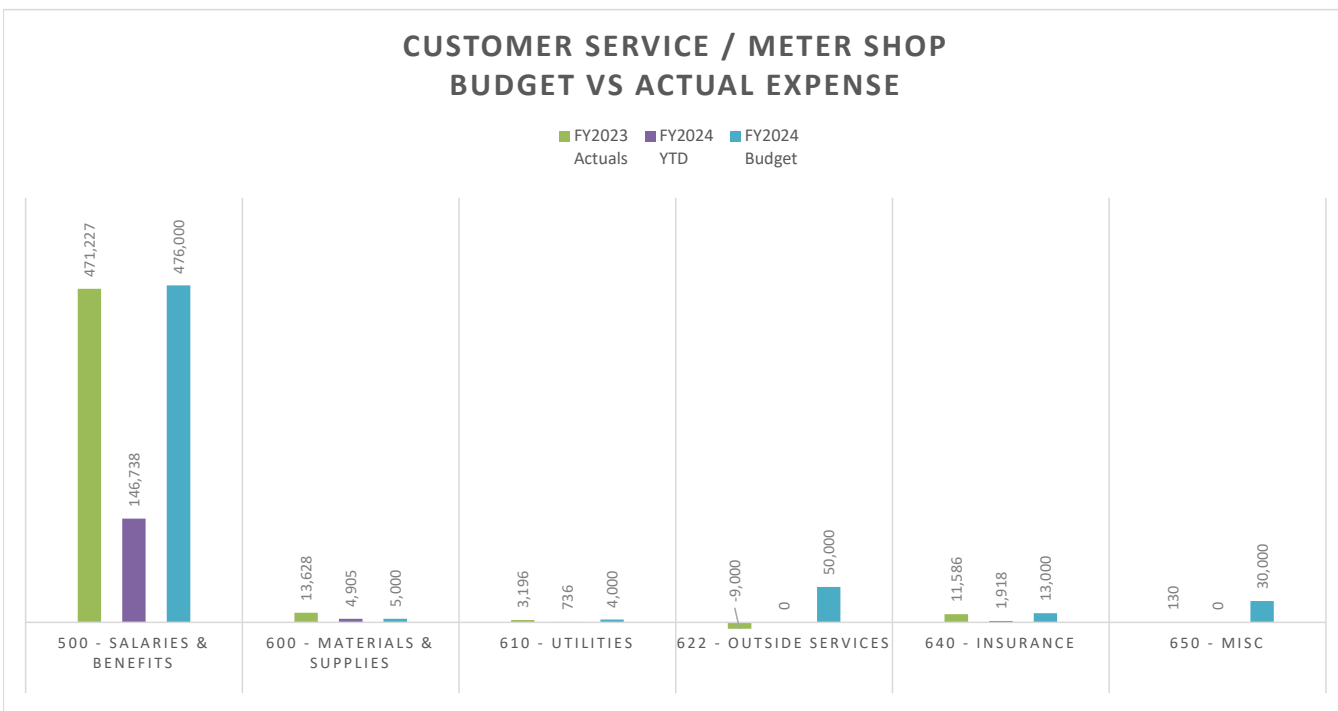


Paradise Irrigation District

Treasurer's Report September 30, 2023

Fiscal Year-to-Date Income & Expense Report

	FY2021 Actuals	FY2022 Actuals	FY2023 Actuals	FY2024 YTD	FY2024 Budget	% Budget Remaining
Depart: 50 - Customer Service / Meter Shop						
500 - Salaries & Benefits	290,613	295,789	471,227	146,738	476,000	69%
600 - Materials & Supplies	692	8,901	13,628	4,905	5,000	2%
610 - Utilities	0	3,000	3,196	736	4,000	82%
622 - Outside Services	9,233	12,463	-9,000	0	50,000	100%
640 - Insurance	10,938	10,559	11,586	1,918	13,000	85%
650 - Misc	0	0	130	0	30,000	100%
Total Expense:	311,476	330,712	490,767	154,297	578,000	73%

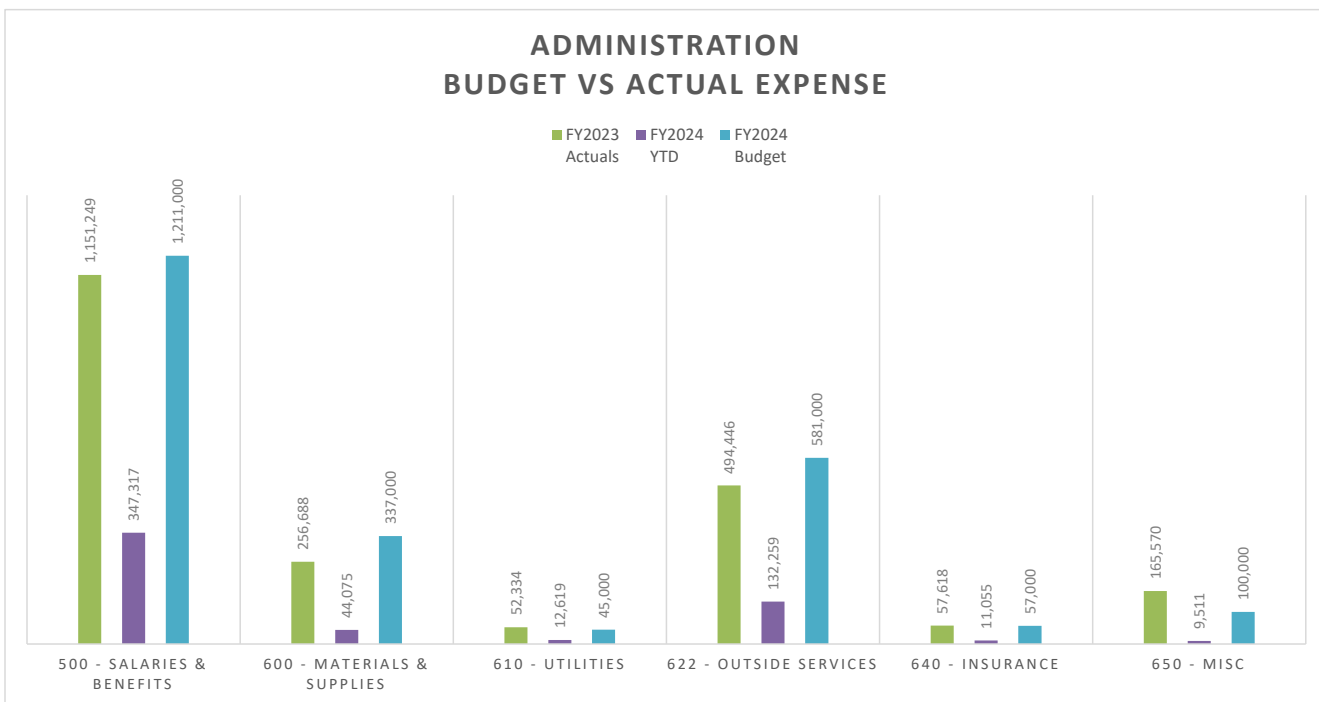


Paradise Irrigation District

Treasurer's Report September 30, 2023

Fiscal Year-to-Date Income & Expense Report

	FY2021 Actuals	FY2022 Actuals	FY2023 Actuals	FY2024 YTD	FY2024 Budget	% Budget Remaining
Depart: 60 - Administration						
500 - Salaries & Benefits	998,237	1,229,198	1,151,249	347,317	1,211,000	71%
600 - Materials & Supplies	109,204	200,854	256,688	44,075	337,000	87%
610 - Utilities	44,365	41,673	52,334	12,619	45,000	72%
622 - Outside Services	1,656,841	1,414,867	494,446	132,259	581,000	77%
640 - Insurance	56,970	44,979	57,618	11,055	57,000	81%
650 - Misc	106,549	134,444	165,570	9,511	100,000	90%
Total Expense:	2,972,166	3,066,015	2,177,905	556,837	2,331,000	76%

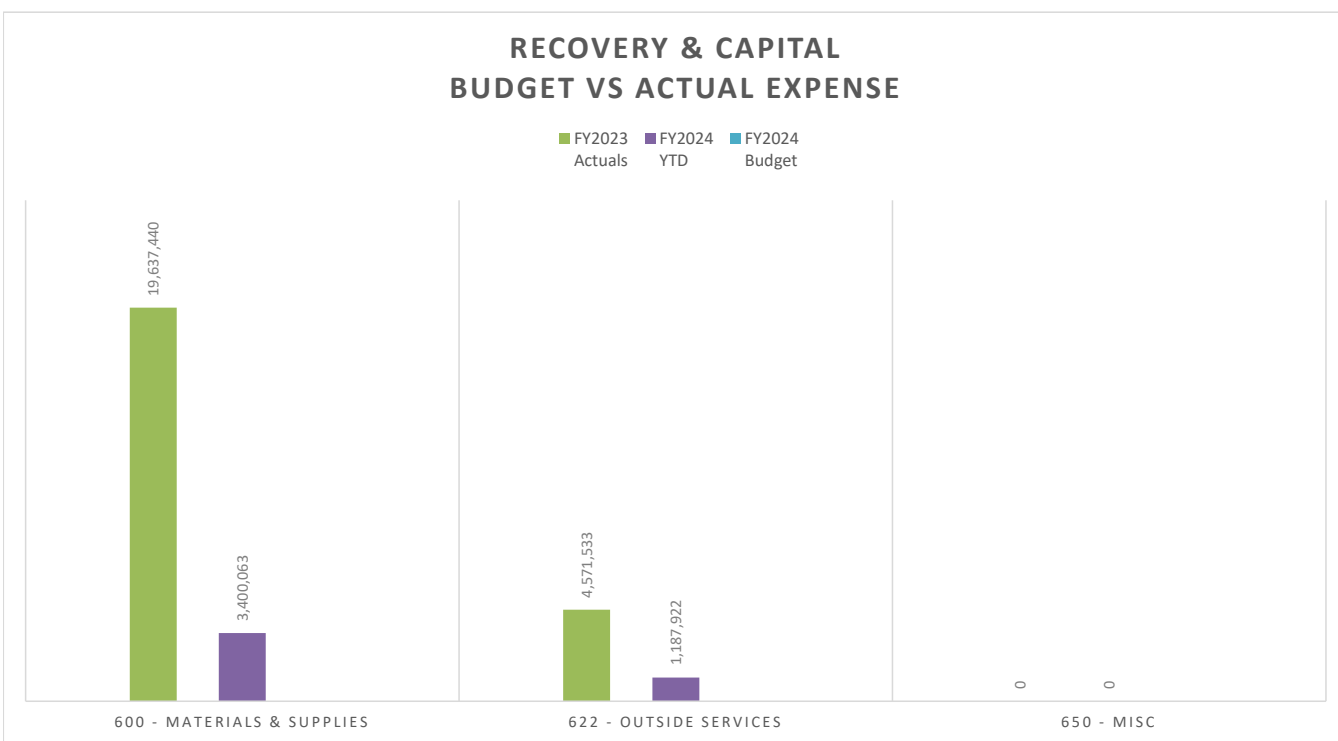


Paradise Irrigation District

Treasurer's Report September 30, 2023

Fiscal Year-to-Date Income & Expense Report

	FY2021 Actuals	FY2022 Actuals	FY2023 Actuals	FY2024 YTD	FY2024 Budget	% Budget Remaining
Depart: 70 - Recovery & Capital						
600 - Materials & Supplies	2,757,174	10,417,053	19,637,440	3,400,063		
622 - Outside Services	1,958,968	2,643,947	4,571,533	1,187,922		
650 - Misc			0	0		
Total Expense:	4,716,142	13,061,000	24,208,973	4,587,985	0	





Paradise Irrigation District Operating Account

Monthly Investment Report
September 30, 2023

Your Investment Representative:

Jim McCourt
(614) 923-1151
jmccourt@meederinvestment.com

For questions about your account please contact your investment representative or contact publicfundsoperations@meederinvestment.com
Dublin, Ohio | Lansing, Michigan | Long Beach, California | Austin, Texas | 866-633-3371 | www.meederpublicfunds.com

PORTFOLIO SUMMARY

As of September 30, 2023



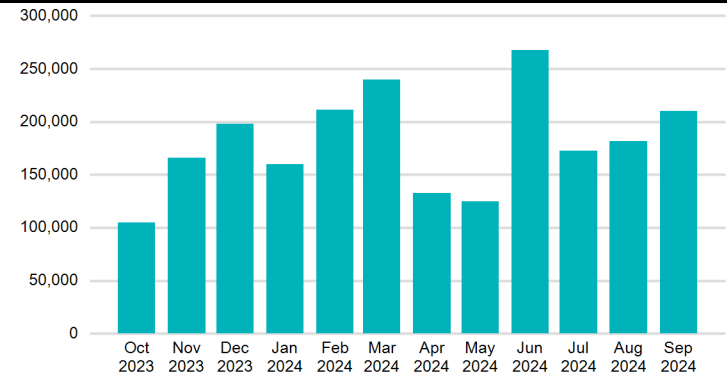
MONTHLY RECONCILIATION

Beginning Book Value	75,989,081.90
Contributions	
Withdrawals	
Prior Month Management Fees	(3,000.00)
Prior Month Custodian Fees	(623.98)
Realized Gains/Losses	(7,357.92)
Purchased Interest	(17,403.88)
Gross Interest Earnings	214,896.00
Ending Book Value	76,175,592.12

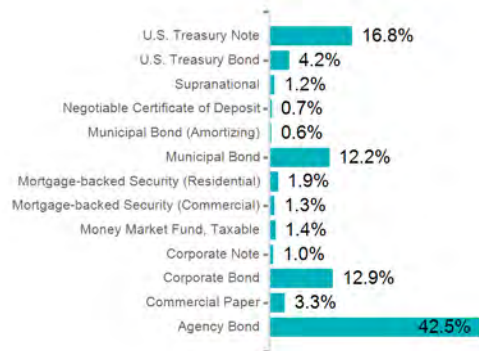
PORTFOLIO CHARACTERISTICS

Portfolio Yield to Maturity	3.91%
Portfolio Effective Duration	2.22 yrs
Weighted Average Maturity	2.43 yrs
Weighted Average Life	2.59 yrs

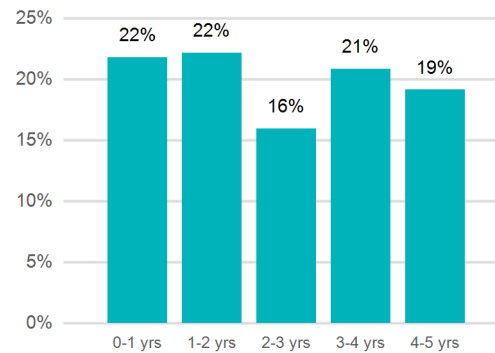
PROJECTED MONTHLY INCOME SCHEDULE



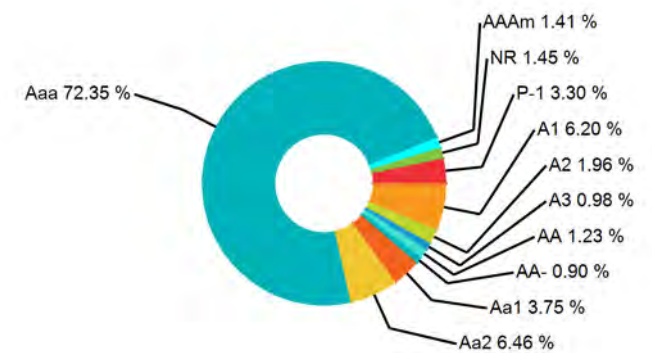
SECTOR ALLOCATION



MATURITY DISTRIBUTION



CREDIT QUALITY



Paradise Irrigation District Operating Account

PROJECTED INCOME SCHEDULE

As of September 30, 2023



CUSIP	SECURITY DESCRIPTION	Oct 2023	Nov 2023	Dec 2023	Jan 2024	Feb 2024	Mar 2024	Apr 2024	May 2024	Jun 2024	Jul 2024	Aug 2024	Sep 2024
023135BX3	Amazon.com, Inc. 1.000% 05/12/2026		4,000						4,000				
037833BG4	Apple Inc. 3.200% 05/13/2025		16,784						16,784				
037833EB2	Apple Inc. 0.700% 02/08/2026					3,500						3,500	
084670BS6	Berkshire Hathaway Inc. 3.125% 03/15/2026						15,625						15,625
13063DRD2	California, State of 2.375% 10/01/2026	5,938						5,938					
13607EC15	Canadian Imperial Holdings Inc. 03/01/2024						31,505						
14042RVN8	Capital One, National Association 5.000% 11/16/2027		6,125						6,058				
17131RAT3	Chula Vista, City of 0.660% 06/01/2025			3,300						3,300			
17330Y4T4	Citigroup Global Markets Holdings Inc. 5.500% 10/31/2023	10,313											
24422EWK1	John Deere Capital Corporation 4.150% 09/15/2027						15,563						15,563
3130AFBC0	FHLB 3.250% 09/13/2024						12,188						13,245
3130AGMT9	FHLB 2.450% 06/24/2026			3,614						3,614			
3130AKX92	FHLB 0.625% 02/12/2027					1,250						1,250	
3130ALGJ7	FHLB 1.000% 03/23/2026						3,656						3,656
3130ALHH0	FHLB 0.960% 03/05/2026						3,600						3,600
3130AMMM1	FHLB 0.375% 06/03/2024			1,406						40,909			
3130AMQ88	FHLB 0.260% 12/22/2023			48,217									
3130AMU67	FHLB 0.400% 06/28/2024			2,000						59,399			
3130ANED8	FHLB 1.000% 07/27/2026				3,750						3,750		
3130ANMH0	FHLBANKS 1.10% 08/20/2026					4,125						4,125	
3130APAR6	FHLB 0.550% 09/30/2024						2,063						46,013

Paradise Irrigation District Operating Account

PROJECTED INCOME SCHEDULE

As of September 30, 2023



CUSIP	SECURITY DESCRIPTION	Oct 2023	Nov 2023	Dec 2023	Jan 2024	Feb 2024	Mar 2024	Apr 2024	May 2024	Jun 2024	Jul 2024	Aug 2024	Sep 2024
3130APRA5	FHLB 1.100% 11/15/2024		4,125						4,125				
3130AQ4B6	FHLB 1.200% 12/23/2024			5,580						5,580			
3130AQH97	FHLB 1.625% 01/27/2025				8,125						8,125		
3130AQJX2	FHLB 1.375% 01/28/2027				3,438						3,750		
3130AQRH8	FHLB 2.000% 02/25/2027					5,250						5,250	
3130AQTT0	FHLB 1.550% 02/28/2025					7,750						7,750	
3130AR2A8	FHLB 2.250% 03/07/2025						11,250						11,250
3130AR7E5	FHLB 2.600% 03/25/2027						6,825						6,825
3130AT7D3	FHLB 3.500% 12/08/2023			10,215									
3130ATUS4	FHLB 4.250% 12/10/2027			25,500						25,500			
3133EL3H5	FFCB 0.570% 08/12/2025					1,283						1,283	
3133EL4D3	FFCB 0.900% 08/19/2027					3,375						3,375	
3133EMHL9	FFCB 0.310% 11/30/2023		39,741										
3133ENFN5	FFCB 1.540% 11/30/2026		5,775						5,775				
3133ENG20	FFCB 3.300% 08/15/2024					12,375						12,773	
3133ENG87	FFCB 2.920% 08/17/2027					9,621						9,621	
3133ENJ35	FFCB 3.320% 02/25/2026					12,450						12,450	
3133ENJ84	FFCB 3.375% 08/26/2024					12,656						13,909	
3133ENQV5	FFCB 1.870% 03/10/2025						9,350						9,350
3133EPGW9	FEDERAL FARM 3.875% 04/25/2028	21,313						21,313					
3133EPLD5	FEDERAL FARM 3.875% 05/30/28		16,469						16,469				
3133EPNH4	FFCB 3.875 06/21/2028			13,563						13,563			
3133EPQD0	FEDERAL FARM 4.25% 07/17/2028				21,250						21,250		
3133EPUN3	FEDERAL FARM 4.5% 08/28/2028					18,000						18,000	

Paradise Irrigation District Operating Account

PROJECTED INCOME SCHEDULE

As of September 30, 2023



CUSIP	SECURITY DESCRIPTION	Oct 2023	Nov 2023	Dec 2023	Jan 2024	Feb 2024	Mar 2024	Apr 2024	May 2024	Jun 2024	Jul 2024	Aug 2024	Sep 2024
3134GVR26	FMCC 0.700% 06/25/2025			2,251						2,251			
3134GW4C7	FMCC 0.800% 10/27/2026	3,000						3,000					
3134GWUE4	FMCC 0.500% 09/30/2025						2,313						2,313
3134GWXC5	FMCC 0.350% 03/29/2024						25,105						
3134GWZV1	FMCC 0.650% 10/22/2025	2,210						2,210					
3137BLVK1	Federal Home Loan Mortgage Corporation 3.116% 07/25/2025	1,990	1,906	1,823	1,739	1,655	1,570	1,486	1,401	1,315	1,230	1,144	1,058
3137BVZ82	Federal Home Loan Mortgage Corporation 3.430% 01/25/2027	2,616	2,555	2,493	2,432	2,370	2,308	2,246	2,183	2,121	2,058	1,995	1,932
3138LKNZ6	Federal National Mortgage Association, Inc. 2.490% 09/01/2024	740	684	628	572	516	459	403	346	289	231	174	116
31422BGV6	AGM 2.260% 06/24/2026			7,289						7,289			
31422X7K2	FARMER MAC 4.70% 09/27/2028						47,000						47,000
3733844X1	Georgia, State of 2.380% 02/01/2027					11,900						11,900	
419792A97	Hawaii, State of 1.283% 10/01/2026	6,415						6,415					
419792YR1	Hawaii, State of 0.893% 08/01/2026					4,465						4,465	
4497W0FE3	ING (U.S.) Funding LLC 06/14/2024									32,582			
459058JS3	IBRD 0.650% 02/10/2026					3,250						3,250	
48133MAX8	JPMorgan Chase Financial Company LLC 4.000% 02/29/2024					30,000							
48133MCJ7	JPMorgan Chase Financial Company LLC 4.100% 07/05/2024						15,375				10,165		
48133U5Z1	JPMorgan Chase Financial Company LLC 5.200% 05/24/2024		19,500						19,500				
576004HA6	Massachusetts, Commonwealth of 3.670% 01/15/2026				18,350						18,350		

Paradise Irrigation District Operating Account

PROJECTED INCOME SCHEDULE

As of September 30, 2023



CUSIP	SECURITY DESCRIPTION	Oct 2023	Nov 2023	Dec 2023	Jan 2024	Feb 2024	Mar 2024	Apr 2024	May 2024	Jun 2024	Jul 2024	Aug 2024	Sep 2024
576004HD0	Massachusetts, Commonwealth of 3.680% 07/15/2027				18,400						18,400		
62479LDW2	MUFG Bank, Ltd. 04/30/2024							38,327					
713448CY2	PepsiCo, Inc. 3.500% 07/17/2025				17,500						17,500		
742651DZ2	PEFCO 3.900% 10/15/2027	9,653						10,725					
764464AE3	Richmond, City of 4.334% 01/15/2027				15,169						15,169		
76913CBB4	Riverside, County of 2.963% 02/15/2027					14,815						14,815	
798186P22	San Jose Unified School District 1.014% 08/01/2027					3,803						3,803	
880591EZ1	TVA 3.875% 03/15/2028						33,906						33,906
90355GDT0	UBS Bank USA 4.450% 06/01/2028	911	941	911	941	941	880	941	911	941	911	941	941
91159HHK9	U.S. Bancorp 3.600% 09/11/2024						13,500						11,858
9128283D0	UST 2.250% 10/31/2024	8,438						8,438					
9128283Z1	UST 2.750% 02/28/2025					10,313						10,313	
9128284F4	UST 2.625% 03/31/2025						9,844						9,844
9128284R8	UST 2.875% 05/31/2025		10,781						10,781				
912828U24	UST 2.000% 11/15/2026		11,000						11,000				
912828YG9	UST 1.625% 09/30/2026						8,125						8,125
91282CEH0	UST 2.625% 04/15/2025	9,844						9,844					
91282CEU1	UST 2.875% 06/15/2025			12,938						12,938			
91282CEW7	UST 3.250% 06/30/2027			13,813						13,813			
91282CFA4	UST 3.000% 07/31/2024				12,000						15,875		
91282CFB2	UST 2.750% 07/31/2027				10,313						10,313		
91282CFE6	UST 3.125% 08/15/2025					14,063						14,063	
91282CFU0	UST 4.125% 10/31/2027	21,244						21,244					

PROJECTED INCOME SCHEDULE

As of September 30, 2023



CUSIP	SECURITY DESCRIPTION	Oct 2023	Nov 2023	Dec 2023	Jan 2024	Feb 2024	Mar 2024	Apr 2024	May 2024	Jun 2024	Jul 2024	Aug 2024	Sep 2024
91282CFZ9	UST 3.875% 11/30/2027		21,313						21,313				
91282CGC9	UST 3.875% 12/31/2027			22,281						22,281			
91282CGH8	UST 3.500% 01/31/2028				17,500						17,500		
91282CGP0	UST 4.000% 02/29/2028					21,500						21,500	
91282CHK0	UST 4.000% 06/30/2028			20,000						20,000			
917542QV7	Utah, State of 3.539% 07/01/2025				8,242						8,242		
931142EX7	Walmart Inc. 3.950% 09/09/2027						14,813						14,813
97705MUL7	Wisconsin, State of 0.800% 05/01/2026		4,000						4,000				
TOTAL		104,621	165,699	197,820	159,720	211,224	286,822	132,528	124,645	267,682	172,818	181,646	257,030

POSITION STATEMENT

As of September 30, 2023



CUSIP	Security Description	Trade Date/ Settlement Date	Par Value	Principal Cost/ Purchased Interest	Total Cost	Yield at Cost	Maturity/ Duration	Market Price/ Market Value	Unrealized Gain/ (Loss)	% of Assets	Moody's/ S&P Rating
Cash and Cash Equivalents											
31846V567	First American Funds, Inc.	9/29/2023 9/29/2023	\$1,055,284.64	\$1,055,284.64	\$1,055,284.64	5.22%	0.003 0.003	\$1.00 \$1,055,284.64	\$0.00	1.41%	AAAm
SubTotal			\$1,055,284.64	\$1,055,284.64	\$1,055,284.64	5.22%		\$1,055,284.64	\$0.00	1.41%	
Agency Bond											
3133EMHL9	FFCB 0.310% 11/30/2023	8/19/2022 8/22/2022	\$1,000,000.00	\$961,809.00	\$961,809.00	3.40%	0.170 0.167	\$99.10 \$991,030.00	\$29,221.00	1.32%	Aaa AA+
3130AT7D3	FHLB 3.500% 12/08/2023	9/1/2022 9/6/2022	\$510,000.00	\$508,709.70	\$508,709.70	3.71%	0.192 0.189	\$99.59 \$507,903.90	(\$805.80)	0.68%	Aaa AA+
3130AMQ88	FHLB 0.260% 12/22/2023	9/9/2022 9/12/2022	\$1,085,000.00	\$1,038,193.10	\$1,038,193.10	3.75%	0.230 0.226	\$98.80 \$1,071,936.60	\$33,743.50	1.43%	Aaa AA+
3134GWXC5	FMCC 0.350% 03/29/2024	8/17/2022 8/18/2022	\$500,000.00	\$475,770.00	\$475,770.00	3.46%	0.499 0.487	\$97.46 \$487,285.00	\$11,515.00	0.65%	Aaa AA+
3130AMMM1	FHLB 0.375% 06/03/2024	8/17/2022 8/18/2022	\$750,000.00	\$710,497.50	\$710,497.50	3.43%	0.679 0.661	\$96.49 \$723,705.00	\$13,207.50	0.97%	Aaa AA+
3130AMU67	FHLB 0.400% 06/28/2024	9/9/2022 9/12/2022	\$1,000,000.00	\$942,601.00	\$942,601.00	3.74%	0.748 0.729	\$96.18 \$961,750.00	\$19,149.00	1.28%	Aaa AA+
3133ENG20	FFCB 3.300% 08/15/2024	8/19/2022 8/22/2022	\$750,000.00	\$749,602.50	\$749,602.50	3.33%	0.879 0.849	\$98.16 \$736,200.00	(\$13,402.50)	0.98%	Aaa AA+
3133ENJ84	FFCB 3.375% 08/26/2024	8/24/2022 8/26/2022	\$750,000.00	\$748,747.50	\$748,747.50	3.46%	0.910 0.878	\$98.07 \$735,517.50	(\$13,230.00)	0.98%	Aaa AA+
3130AFBC0	FHLB 3.250% 09/13/2024	8/19/2022 8/22/2022	\$750,000.00	\$748,942.50	\$748,942.50	3.32%	0.959 0.927	\$97.94 \$734,542.50	(\$14,400.00)	0.98%	Aaa AA+
3130APAR6	FHLB 0.550% 09/30/2024	8/17/2022 8/18/2022	\$750,000.00	\$706,050.00	\$706,050.00	3.44%	1.005 0.976	\$95.10 \$713,257.50	\$7,207.50	0.95%	Aaa AA+
3130APRA5	FHLB 1.100% 11/15/2024	8/17/2022 8/18/2022	\$750,000.00	\$712,245.00	\$712,245.00	3.45%	1.132 1.094	\$95.22 \$714,172.50	\$1,927.50	0.95%	Aaa AA+
3130AQ4B6	FHLB 1.200% 12/23/2024	8/23/2022 8/24/2022	\$930,000.00	\$884,297.01	\$884,297.01	3.41%	1.236 1.194	\$94.80 \$881,621.40	(\$2,675.61)	1.18%	Aaa AA+
3130AQH97	FHLB 1.625% 01/27/2025	9/2/2022 9/6/2022	\$1,000,000.00	\$949,530.00	\$949,530.00	3.68%	1.332 1.286	\$95.26 \$952,600.00	\$3,070.00	1.27%	Aaa AA+
3130AQTT0	FHLB 1.550% 02/28/2025	9/9/2022 9/12/2022	\$1,000,000.00	\$947,480.00	\$947,480.00	3.81%	1.419 1.369	\$94.49 \$944,920.00	(\$2,560.00)	1.26%	Aaa AA+

Paradise Irrigation District Operating Account

POSITION STATEMENT

As of September 30, 2023



CUSIP	Security Description	Trade Date/ Settlement Date	Par Value	Principal Cost/ Purchased Interest	Total Cost	Yield at Cost	Maturity/ Duration	Market Price/ Market Value	Unrealized Gain/ (Loss)	% of Assets	Moody's/ S&P Rating
3130AR2A8	FHLB 2.250% 03/07/2025	9/9/2022 9/12/2022	\$1,000,000.00	\$963,620.00	\$963,620.00	3.80%	1.438 1.382	\$95.44 \$954,400.00	(\$9,220.00)	1.27%	Aaa AA+
3133ENQV5	FFCB 1.870% 03/10/2025	9/9/2022 9/12/2022	\$1,000,000.00	\$954,570.00	\$954,570.00	3.80%	1.447 1.394	\$95.06 \$950,550.00	(\$4,020.00)	1.27%	Aaa AA+
3134GVR26	FMCC 0.700% 06/25/2025	9/9/2022 9/12/2022	\$643,000.00	\$590,338.30	\$590,338.30	3.83%	1.740 1.683	\$92.10 \$592,215.86	\$1,877.56	0.79%	Aaa AA+
3133EL3H5	FFCB 0.570% 08/12/2025	8/23/2022 8/24/2022	\$450,000.00	\$413,248.50	\$413,248.50	3.49%	1.871 1.813	\$91.58 \$412,101.00	(\$1,147.50)	0.55%	Aaa AA+
3134GWUE4	FMCC 0.500% 09/30/2025	8/18/2022 8/19/2022	\$925,000.00	\$843,230.00	\$843,230.00	3.52%	2.005 1.940	\$90.88 \$840,667.75	(\$2,562.25)	1.12%	Aaa AA+
3134GWZV1	FMCC 0.650% 10/22/2025	8/17/2022 8/18/2022	\$680,000.00	\$623,267.60	\$623,267.60	3.44%	2.066 1.995	\$90.96 \$618,528.00	(\$4,739.60)	0.83%	Aaa AA+
3133ENJ35	FFCB 3.320% 02/25/2026	8/19/2022 8/25/2022	\$750,000.00	\$749,872.50	\$749,872.50	3.33%	2.411 2.270	\$96.03 \$720,187.50	(\$29,685.00)	0.96%	Aaa AA+
3130ALHH0	FHLB 0.960% 03/05/2026	8/17/2022 8/18/2022	\$750,000.00	\$688,327.50	\$688,327.50	3.44%	2.433 2.343	\$90.32 \$677,430.00	(\$10,897.50)	0.90%	Aaa AA+
3130ALGJ7	FHLB 1.000% 03/23/2026	8/19/2022 8/22/2022	\$731,250.00	\$670,724.44	\$670,724.44	3.47%	2.482 2.390	\$90.45 \$661,415.63	(\$9,308.81)	0.88%	Aaa AA+
3130AGMT9	FHLB 2.450% 06/24/2026	8/17/2022 8/18/2022	\$295,000.00	\$283,200.00	\$283,200.00	3.57%	2.737 2.526	\$93.03 \$274,432.60	(\$8,767.40)	0.37%	Aaa AA+
31422BGV6	AGM 2.260% 06/24/2026	7/25/2023 7/28/2023	\$645,000.00	\$601,746.30 \$1,376.71	\$603,123.01	4.76%	2.737 2.586	\$93.24 \$601,398.00	(\$348.30)	0.80%	
3130ANED8	FHLB 1.000% 07/27/2026	8/17/2022 8/18/2022	\$750,000.00	\$683,295.00	\$683,295.00	3.43%	2.827 2.710	\$89.35 \$670,087.50	(\$13,207.50)	0.89%	Aaa AA+
3130ANMH0	FHLBANKS 1.10% 08/20/2026	8/17/2022 8/18/2022	\$750,000.00	\$685,320.00	\$685,320.00	3.42%	2.893 2.769	\$89.45 \$670,875.00	(\$14,445.00)	0.90%	Aaa AA+
3134GW4C7	FMCC 0.800% 10/27/2026	8/17/2022 8/18/2022	\$750,000.00	\$675,420.00	\$675,420.00	3.36%	3.079 2.951	\$88.16 \$661,200.00	(\$14,220.00)	0.88%	Aaa AA+
3133ENFN5	FFCB 1.540% 11/30/2026	8/19/2022 8/22/2022	\$750,000.00	\$692,212.50	\$692,212.50	3.50%	3.173 2.987	\$89.76 \$673,230.00	(\$18,982.50)	0.90%	Aaa AA+
3130AQJX2	FHLB 1.375% 01/28/2027	8/17/2022 8/18/2022	\$500,000.00	\$468,555.00	\$468,555.00	3.68%	3.334 2.871	\$91.47 \$457,335.00	(\$11,220.00)	0.61%	Aaa AA+
3130AKX92	FHLB 0.625% 02/12/2027	8/23/2022 8/24/2022	\$400,000.00	\$357,500.00	\$357,500.00	3.56%	3.375 3.177	\$87.57 \$350,284.00	(\$7,216.00)	0.47%	Aaa AA+
3130AQRH8	FHLB 2.000% 02/25/2027	8/17/2022 8/18/2022	\$525,000.00	\$494,109.00	\$494,109.00	3.42%	3.411 3.166	\$90.23 \$473,723.25	(\$20,385.75)	0.63%	Aaa AA+

POSITION STATEMENT

As of September 30, 2023



CUSIP	Security Description	Trade Date/ Settlement Date	Par Value	Principal Cost/ Purchased Interest	Total Cost	Yield at Cost	Maturity/ Duration	Market Price/ Market Value	Unrealized Gain/ (Loss)	% of Assets	Moody's/ S&P Rating
3130AR7E5	FHLB 2.600% 03/25/2027	8/19/2022 8/22/2022	\$525,000.00	\$505,974.00	\$505,974.00	3.46%	3.488 3.140	\$91.92 \$482,569.50	(\$23,404.50)	0.64%	Aaa AA+
3133ENG87	FFCB 2.920% 08/17/2027	8/18/2022 8/19/2022	\$659,000.00	\$654,209.07	\$654,209.07	3.08%	3.885 3.589	\$93.21 \$614,280.26	(\$39,928.81)	0.82%	Aaa AA+
3133EL4D3	FFCB 0.900% 08/19/2027	8/17/2022 8/19/2022	\$750,000.00	\$667,110.00	\$667,110.00	3.32%	3.890 3.705	\$85.54 \$641,535.00	(\$25,575.00)	0.86%	Aaa AA+
742651DZ2	PEFCO 3.900% 10/15/2027	4/27/2023 5/3/2023	\$280,000.00	\$280,448.00	\$280,448.00	3.86%	4.047 3.623	\$96.42 \$269,970.40	(\$10,477.60)	0.36%	Aaa AA+
742651DZ2	PEFCO 3.900% 10/15/2027	4/28/2023 5/3/2023	\$270,000.00	\$269,568.00	\$269,568.00	3.94%	4.047 3.623	\$96.42 \$260,328.60	(\$9,239.40)	0.35%	Aaa AA+
3130ATUS4	FHLB 4.250% 12/10/2027	12/22/2022 12/23/2022	\$1,200,000.00	\$1,219,308.00	\$1,219,308.00	3.89%	4.200 3.746	\$98.18 \$1,178,112.00	(\$41,196.00)	1.57%	Aaa AA+
880591EZ1	TVA 3.875% 03/15/2028	3/28/2023 3/30/2023	\$1,750,000.00	\$1,742,952.50	\$1,742,952.50	3.96%	4.463 4.027	\$96.45 \$1,687,822.50	(\$55,130.00)	2.25%	Aaa AA+
3133EPGW9	FEDERAL FARM 3.875% 04/25/2028	4/20/2023 4/25/2023	\$1,100,000.00	\$1,104,444.00	\$1,104,444.00	3.79%	4.575 4.054	\$96.19 \$1,058,068.00	(\$46,376.00)	1.41%	Aaa AA+
3133EPLD5	FEDERAL FARM 3.875% 05/30/28	5/25/2023 5/30/2023	\$850,000.00	\$847,654.00	\$847,654.00	3.94%	4.671 4.148	\$96.11 \$816,935.00	(\$30,719.00)	1.09%	Aaa AA+
3133EPNH4	FFCB 3.875 06/21/2028	6/15/2023 6/21/2023	\$700,000.00	\$696,885.00	\$696,885.00	3.97%	4.732 4.207	\$96.06 \$672,441.00	(\$24,444.00)	0.90%	Aaa AA+
3133EPQD0	FEDERAL FARM 4.25% 07/17/2028	7/11/2023 7/17/2023	\$1,000,000.00	\$996,970.00	\$996,970.00	4.32%	4.803 4.244	\$97.60 \$975,980.00	(\$20,990.00)	1.30%	Aaa AA+
3133EPUN3	FEDERAL FARM 4.5% 08/28/2028	8/25/2023 8/28/2023	\$800,000.00	\$799,574.56	\$799,574.56	4.51%	4.918 4.336	\$98.63 \$789,024.00	(\$10,550.56)	1.05%	Aaa AA+
SubTotal			\$33,703,250.00	\$32,308,128.58 \$1,376.71	\$32,309,505.29	3.67%		\$31,863,569.25	(\$444,559.33)	42.53%	
Commercial Paper											
13607EC15	Canadian Imperial Holdings Inc. 03/01/2024	6/26/2023 6/27/2023	\$830,000.00	\$798,495.04	\$798,495.04	5.73%	0.422 0.431	\$97.66 \$810,549.78	\$12,054.74	1.08%	P-1 A-1
62479LDW2	MUFG Bank, Ltd. 04/30/2024	8/15/2023 8/16/2023	\$955,000.00	\$916,672.66	\$916,672.66	5.83%	0.586 0.571	\$96.54 \$921,957.00	\$5,284.34	1.23%	P-1 A-1
4497W0FE3	ING (U.S.) Funding LLC 06/14/2024	9/19/2023 9/20/2023	\$776,000.00	\$743,418.35	\$743,418.35	5.89%	0.710 0.690	\$95.81 \$743,508.88	\$90.53	0.99%	P-1 A-1
SubTotal			\$2,561,000.00	\$2,458,586.05	\$2,458,586.05	5.82%		\$2,476,015.66	\$17,429.61	3.30%	

POSITION STATEMENT

As of September 30, 2023



CUSIP	Security Description	Trade Date/ Settlement Date	Par Value	Principal Cost/ Purchased Interest	Total Cost	Yield at Cost	Maturity/ Duration	Market Price/ Market Value	Unrealized Gain/ (Loss)	% of Assets	Moody's/ S&P Rating
Corporate Bond											
17330Y4T4	Citigroup Global Markets Holdings Inc. 5.500% 10/31/2023	10/25/2022 10/31/2022	\$750,000.00	\$750,000.00	\$750,000.00	5.50%	0.088 0.084	\$99.26 \$744,412.50	(\$5,587.50)	0.99%	A2 A
48133MAX8	JPMorgan Chase Financial Company LLC 4.000% 02/29/2024	8/29/2022 8/29/2022	\$1,500,000.00	\$1,500,000.00	\$1,500,000.00	4.00%	0.419 0.406	\$98.63 \$1,479,375.00	(\$20,625.00)	1.97%	A1 A-
48133MCJ7	JPMorgan Chase Financial Company LLC 4.100% 07/05/2024	8/31/2022 9/6/2022	\$750,000.00	\$750,000.00	\$750,000.00	4.10%	0.767 0.737	\$98.00 \$735,022.50	(\$14,977.50)	0.98%	A1 A-
91159HHK9	U.S. Bancorp 3.600% 09/11/2024	8/23/2022 8/25/2022	\$750,000.00	\$751,642.50	\$751,642.50	3.49%	0.953 0.918	\$97.72 \$732,862.50	(\$18,780.00)	0.98%	A3 A-
037833BG4	Apple Inc. 3.200% 05/13/2025	9/2/2022 9/7/2022	\$1,049,000.00	\$1,037,607.86	\$1,037,607.86	3.63%	1.622 1.534	\$96.71 \$1,014,519.37	(\$23,088.49)	1.35%	Aaa AA+
713448CY2	PepsiCo, Inc. 3.500% 07/17/2025	9/7/2022 9/9/2022	\$1,000,000.00	\$995,770.00	\$995,770.00	3.66%	1.800 1.664	\$96.85 \$968,460.00	(\$27,310.00)	1.29%	A1 A+
037833EB2	Apple Inc. 0.700% 02/08/2026	8/31/2022 9/2/2022	\$1,000,000.00	\$905,450.00	\$905,450.00	3.66%	2.364 2.285	\$90.06 \$900,620.00	(\$4,830.00)	1.20%	Aaa AA+
084670BS6	Berkshire Hathaway Inc. 3.125% 03/15/2026	8/31/2022 9/2/2022	\$1,000,000.00	\$982,290.00	\$982,290.00	3.66%	2.460 2.282	\$95.33 \$953,280.00	(\$29,010.00)	1.27%	Aa2 AA
023135BX3	Amazon.com, Inc. 1.000% 05/12/2026	9/6/2022 9/8/2022	\$800,000.00	\$722,760.00	\$722,760.00	3.84%	2.619 2.511	\$89.85 \$718,760.00	(\$4,000.00)	0.96%	A1 AA
931142EX7	Walmart Inc. 3.950% 09/09/2027	9/6/2022 9/9/2022	\$750,000.00	\$749,632.50	\$749,632.50	3.96%	3.948 3.563	\$96.45 \$723,397.50	(\$26,235.00)	0.97%	Aa2 AA
24422EWK1	John Deere Capital Corporation 4.150% 09/15/2027	9/6/2022 9/15/2022	\$750,000.00	\$749,625.00	\$749,625.00	4.16%	3.964 3.588	\$96.34 \$722,572.50	(\$27,052.50)	0.96%	A2 A
SubTotal			\$10,099,000.00	\$9,894,777.86	\$9,894,777.86	3.94%		\$9,693,281.87	(\$201,495.99)	12.94%	

POSITION STATEMENT

As of September 30, 2023



CUSIP	Security Description	Trade Date/ Settlement Date	Par Value	Principal Cost/ Purchased Interest	Total Cost	Yield at Cost	Maturity/ Duration	Market Price/ Market Value	Unrealized Gain/ (Loss)	% of Assets	Moody's/ S&P Rating
Corporate Note											
48133U5Z1	JPMorgan Chase Financial Company LLC 5.200% 05/24/2024	4/20/2023 4/24/2023	\$750,000.00	\$750,000.00	\$750,000.00	5.20%	0.652 0.591	\$99.46 \$745,927.50	(\$4,072.50)	1.00%	A1 A-
SubTotal			\$750,000.00	\$750,000.00	\$750,000.00	5.20%		\$745,927.50	(\$4,072.50)	1.00%	
Mortgage-backed Security (Commercial)											
3137BVZ82	Federal Home Loan Mortgage Corporation 3.430% 01/25/2027	5/18/2023 5/23/2023	\$1,000,000.00	\$972,187.50	\$972,187.50	4.89%	3.326 1.809	\$94.58 \$945,790.00	(\$26,397.50)	1.26%	Aaa AA+
SubTotal			\$1,000,000.00	\$972,187.50	\$972,187.50	4.89%		\$945,790.00	(\$26,397.50)	1.26%	
Mortgage-backed Security (Residential)											
3138LKNZ6	Federal National Mortgage Association, Inc. 2.490% 09/01/2024	9/6/2022 9/9/2022	\$670,776.35	\$653,482.88	\$653,482.88	5.46%	0.926 0.540	\$96.32 \$646,111.93	(\$7,370.95)	0.86%	Aaa AA+
3137BLVK1	Federal Home Loan Mortgage Corporation 3.116% 07/25/2025	7/20/2023 7/25/2023	\$830,000.00	\$796,281.25	\$796,281.25	5.20%	1.822 1.067	\$95.83 \$795,347.50	(\$933.75)	1.06%	Aaa AA+
SubTotal			\$1,500,776.35	\$1,449,764.13	\$1,449,764.13	5.32%		\$1,441,459.43	(\$8,304.70)	1.92%	
Municipal Bond											
17131RAT3	Chula Vista, City of 0.660% 06/01/2025	8/29/2022 8/31/2022	\$1,000,000.00	\$913,330.00	\$913,330.00	4.02%	1.674 1.618	\$92.02 \$920,160.00	\$6,830.00	1.23%	AA
576004HA6	Massachusetts, Commonwealth of 3.670% 01/15/2026	8/26/2022 8/30/2022	\$1,000,000.00	\$999,840.00	\$999,840.00	3.67%	2.299 2.151	\$96.59 \$965,850.00	(\$33,990.00)	1.29%	Aa1
97705MUL7	Wisconsin, State of 0.800% 05/01/2026	8/19/2022 8/23/2022	\$1,000,000.00	\$910,200.00	\$910,200.00	3.41%	2.589 2.490	\$89.44 \$894,390.00	(\$15,810.00)	1.19%	Aa1 AA+
419792YR1	Hawaii, State of 0.893% 08/01/2026	8/23/2022 8/25/2022	\$1,000,000.00	\$909,040.00	\$909,040.00	3.38%	2.841 2.732	\$88.70 \$886,980.00	(\$22,060.00)	1.18%	Aa2 AA+

POSITION STATEMENT

As of September 30, 2023



CUSIP	Security Description	Trade Date/ Settlement Date	Par Value	Principal Cost/ Purchased Interest	Total Cost	Yield at Cost	Maturity/ Duration	Market Price/ Market Value	Unrealized Gain/ (Loss)	% of Assets	Moody's/ S&P Rating
419792A97	Hawaii, State of 1.283% 10/01/2026	8/31/2022 9/2/2022	\$1,000,000.00	\$915,110.00	\$915,110.00	3.54%	3.008 2.860	\$89.23 \$892,310.00	(\$22,800.00)	1.19%	Aa2 AA+
13063DRD2	California, State of 2.375% 10/01/2026	9/6/2022 9/8/2022	\$500,000.00	\$472,580.00	\$472,580.00	3.85%	3.008 2.806	\$92.36 \$461,780.00	(\$10,800.00)	0.62%	Aa2 AA-
764464AE3	Richmond, City of 4.334% 01/15/2027	8/26/2022 9/8/2022	\$700,000.00	\$700,000.00	\$700,000.00	4.33%	3.299 2.991	\$96.15 \$673,057.00	(\$26,943.00)	0.90%	AA-
3733844X1	Georgia, State of 2.380% 02/01/2027	9/9/2022 9/13/2022	\$1,000,000.00	\$949,190.00	\$949,190.00	3.64%	3.345 3.055	\$92.20 \$922,040.00	(\$27,150.00)	1.23%	Aaa AAA
76913CBB4	Riverside, County of 2.963% 02/15/2027	11/17/2022 11/21/2022	\$1,000,000.00	\$916,130.00	\$916,130.00	5.19%	3.384 3.138	\$92.54 \$925,440.00	\$9,310.00	1.24%	Aa2 AA
576004HD0	Massachusetts, Commonwealth of 3.680% 07/15/2027	8/17/2022 8/30/2022	\$1,000,000.00	\$1,000,000.00	\$1,000,000.00	3.68%	3.795 3.452	\$95.29 \$952,910.00	(\$47,090.00)	1.27%	Aa1
798186P22	San Jose Unified School District 1.014% 08/01/2027	8/18/2022 8/22/2022	\$750,000.00	\$668,362.50	\$668,362.50	3.43%	3.841 3.666	\$86.02 \$645,127.50	(\$23,235.00)	0.86%	Aaa AA+
SubTotal			\$9,950,000.00	\$9,353,782.50	\$9,353,782.50	3.83%		\$9,140,044.50	(\$213,738.00)	12.20%	
Municipal Bond (Amortizing)											
917542QV7	Utah, State of 3.539% 07/01/2025	8/31/2022 9/2/2022	\$465,789.24	\$463,348.75	\$463,348.75	3.85%	1.756 1.120	\$97.96 \$456,296.45	(\$7,052.30)	0.61%	Aaa AAA
SubTotal			\$465,789.24	\$463,348.75	\$463,348.75	3.85%		\$456,296.45	(\$7,052.30)	0.61%	
Negotiable Certificate of Deposit											
14042RVN8	Capital One, National Association 5.000% 11/16/2027	11/15/2022 11/17/2022	\$243,000.00	\$243,000.00	\$243,000.00	5.00%	4.134 3.616	\$99.05 \$240,691.50	(\$2,308.50)	0.32%	
90355GDT0	UBS Bank USA 4.450% 06/01/2028	5/24/2023 6/1/2023	\$249,000.00	\$248,066.25	\$248,066.25	4.53%	4.677 4.110	\$99.00 \$246,507.51	(\$1,558.74)	0.33%	
SubTotal			\$492,000.00	\$491,066.25	\$491,066.25	4.76%		\$487,199.01	(\$3,867.24)	0.65%	
Supranational											
459058JS3	IBRD 0.650% 02/10/2026	9/9/2022 9/13/2022	\$1,000,000.00	\$899,260.00	\$899,260.00	3.83%	2.370 2.291	\$89.97 \$899,710.00	\$450.00	1.20%	Aaa AA+
SubTotal			\$1,000,000.00	\$899,260.00	\$899,260.00	3.83%		\$899,710.00	\$450.00	1.20%	

POSITION STATEMENT

As of September 30, 2023



CUSIP	Security Description	Trade Date/ Settlement Date	Par Value	Principal Cost/ Purchased Interest	Total Cost	Yield at Cost	Maturity/ Duration	Market Price/ Market Value	Unrealized Gain/ (Loss)	% of Assets	Moody's/ S&P Rating
U.S. Treasury Bond											
91282CFA4	UST 3.000% 07/31/2024	8/23/2022 8/24/2022	\$800,000.00	\$796,125.00	\$796,125.00	3.26%	0.838 0.810	\$97.95 \$783,624.00	(\$12,501.00)	1.05%	Aaa AA+
9128283D0	UST 2.250% 10/31/2024	9/6/2022 9/7/2022	\$750,000.00	\$730,693.36	\$730,693.36	3.50%	1.090 1.046	\$96.65 \$724,890.00	(\$5,803.36)	0.97%	Aaa AA+
91282CEH0	UST 2.625% 04/15/2025	9/6/2022 9/7/2022	\$750,000.00	\$732,626.95	\$732,626.95	3.56%	1.545 1.468	\$96.14 \$721,027.50	(\$11,599.45)	0.96%	Aaa AA+
912828YG9	UST 1.625% 09/30/2026	5/31/2023 6/1/2023	\$1,000,000.00	\$926,289.06 \$2,752.73	\$929,041.79	4.01%	3.005 2.846	\$91.22 \$912,230.00	(\$14,059.06)	1.22%	Aaa AA+
SubTotal			\$3,300,000.00	\$3,185,734.37 \$2,752.73	\$3,188,487.10	3.60%		\$3,141,771.50	(\$43,962.87)	4.19%	
U.S. Treasury Note											
9128283Z1	UST 2.750% 02/28/2025	9/6/2022 9/7/2022	\$750,000.00	\$736,025.39	\$736,025.39	3.54%	1.419 1.363	\$96.53 \$723,952.50	(\$12,072.89)	0.97%	Aaa AA+
9128284F4	UST 2.625% 03/31/2025	9/6/2022 9/7/2022	\$750,000.00	\$733,271.48	\$733,271.48	3.54%	1.504 1.428	\$96.20 \$721,492.50	(\$11,778.98)	0.96%	Aaa AA+
9128284R8	UST 2.875% 05/31/2025	8/23/2022 8/24/2022	\$750,000.00	\$741,445.31	\$741,445.31	3.31%	1.671 1.587	\$96.29 \$722,137.50	(\$19,307.81)	0.96%	Aaa AA+
91282CEU1	UST 2.875% 06/15/2025	8/23/2022 8/24/2022	\$900,000.00	\$889,593.75	\$889,593.75	3.31%	1.712 1.627	\$96.23 \$866,079.00	(\$23,514.75)	1.16%	Aaa AA+
91282CFE6	UST 3.125% 08/15/2025	8/23/2022 8/24/2022	\$900,000.00	\$895,605.47	\$895,605.47	3.30%	1.879 1.787	\$96.45 \$868,005.00	(\$27,600.47)	1.16%	Aaa AA+
912828U24	UST 2.000% 11/15/2026	5/31/2023 6/1/2023	\$1,100,000.00	\$1,029,445.31 \$1,016.30	\$1,030,461.61	4.01%	3.132 2.949	\$91.93 \$1,011,230.00	(\$18,215.31)	1.35%	Aaa AA+
91282CEW7	UST 3.250% 06/30/2027	8/23/2022 8/24/2022	\$850,000.00	\$854,416.02	\$854,416.02	3.13%	3.753 3.444	\$94.95 \$807,066.50	(\$47,349.52)	1.08%	Aaa AA+
91282CFB2	UST 2.750% 07/31/2027	8/18/2022 8/19/2022	\$750,000.00	\$740,625.00	\$740,625.00	3.02%	3.838 3.556	\$93.09 \$698,145.00	(\$42,480.00)	0.93%	Aaa AA+
91282CFU0	UST 4.125% 10/31/2027	11/14/2022 11/15/2022	\$455,000.00	\$457,630.47	\$457,630.47	3.99%	4.090 3.647	\$97.79 \$444,958.15	(\$12,672.32)	0.59%	Aaa AA+
91282CFU0	UST 4.125% 10/31/2027	9/21/2023 9/22/2023	\$575,000.00	\$562,129.89 \$9,345.70	\$571,475.59	4.73%	4.090 3.647	\$97.79 \$562,309.75	\$179.86	0.75%	Aaa AA+
91282CFZ9	UST 3.875% 11/30/2027	3/23/2023 3/24/2023	\$850,000.00	\$863,845.71	\$863,845.71	3.49%	4.173 3.745	\$96.88 \$823,437.50	(\$40,408.21)	1.10%	Aaa AA+
91282CFZ9	UST 3.875% 11/30/2027	9/21/2023 9/22/2023	\$250,000.00	\$242,080.08 \$3,017.42	\$245,097.50	4.72%	4.173 3.745	\$96.88 \$242,187.50	\$107.42	0.32%	Aaa AA+

POSITION STATEMENT

As of September 30, 2023



CUSIP	Security Description	Trade Date/ Settlement Date	Par Value	Principal Cost/ Purchased Interest	Total Cost	Yield at Cost	Maturity/ Duration	Market Price/ Market Value	Unrealized Gain/ (Loss)	% of Assets	Moody's/ S&P Rating
91282CGC9	UST 3.875% 12/31/2027	2/13/2023 2/14/2023	\$1,150,000.00	\$1,145,328.11	\$1,145,328.11	3.97%	4.258 3.829	\$96.85 \$1,113,752.00	(\$31,576.11)	1.49%	Aaa AA+
91282CGH8	UST 3.500% 01/31/2028	9/21/2023 9/22/2023	\$1,000,000.00	\$953,476.56 \$5,040.76	\$958,517.32	4.69%	4.342 3.938	\$95.37 \$953,670.00	\$193.44	1.27%	Aaa AA+
91282CGP0	UST 4.000% 02/29/2028	2/23/2023 3/1/2023	\$1,075,000.00	\$1,066,643.56	\$1,066,643.56	4.17%	4.422 3.980	\$97.34 \$1,046,405.00	(\$20,238.56)	1.40%	Aaa AA+
91282CHK0	UST 4.000% 06/30/2028	7/6/2023 7/7/2023	\$1,000,000.00	\$982,109.38 \$760.87	\$982,870.25	4.40%	4.756 4.226	\$97.26 \$972,620.00	(\$9,489.38)	1.30%	Aaa AA+
SubTotal			\$13,105,000.00	\$12,893,671.49 \$19,181.05	\$12,912,852.54	3.81%		\$12,577,447.90	(\$316,223.59)	16.79%	
Grand Total			\$78,982,100.23	\$76,175,592.12 \$23,310.49	\$76,198,902.61	3.91%		\$74,923,797.71	(\$1,251,794.41)	100.00%	

TRANSACTION STATEMENT

As of September 30, 2023



Transaction Type	Trade Date	Settlement Date	CUSIP	Security Description	Par Value	Principal Amount	Purchased Interest	Total Cost	Yield at Cost
Pending Purchase									
Pending Purchase	9/27/2023	10/2/2023	31422X7K2	FARMER MAC 4.70% 09/27/2028	1,000,000.00	995,650.00	652.78	996,302.78	4.80%
Total					1,000,000.00	995,650.00	652.78	996,302.78	
Purchase									
Purchase	9/19/2023	9/20/2023	4497W0FE3	ING (U.S.) Funding LLC 06/14/2024	776,000.00	743,418.35		743,418.35	5.89%
Purchase	9/21/2023	9/22/2023	91282CGH8	UST 3.500% 01/31/2028	1,000,000.00	953,476.56	5,040.76	958,517.32	4.69%
Purchase	9/21/2023	9/22/2023	91282CFZ9	UST 3.875% 11/30/2027	250,000.00	242,080.08	3,017.42	245,097.50	4.72%
Purchase	9/21/2023	9/22/2023	91282CFU0	UST 4.125% 10/31/2027	575,000.00	562,129.89	9,345.70	571,475.59	4.73%
Total					2,601,000.00	2,501,104.88	17,403.88	2,518,508.76	

TRANSACTION STATEMENT

As of September 30, 2023



Transaction Type	Trade Date	Settlement Date	CUSIP	Security Description	Par Value	Principal Cost	Total Proceeds	Realized Gain/Loss
Maturity								
Maturity	9/13/2023	9/13/2023	3130ATCR6	FHLB 3.625% 09/13/2023	1,500,000.00	1,498,815.00	1,500,000.00	1,185.00
Maturity	9/15/2023	9/15/2023	3130ATDJ3	FHLB 3.875% 09/15/2023	1,000,000.00	998,860.00	1,000,000.00	1,140.00
Total					2,500,000.00	2,497,675.00	2,500,000.00	2,325.00

Paydown								
Paydown	9/25/2023	9/25/2023	3138LKNZ6	Federal National Mortgage Association, Inc. 2.490% 09/01/2024	1,205.58	1,174.50	1,205.58	31.08
Total					1,205.58	1,174.50	1,205.58	31.08

Sell								
Sell	9/19/2023	9/20/2023	3130ASHK8	FHLB 3.125% 06/14/2024	750,000.00	746,844.00	737,130.00	(9,714.00)
Total					750,000.00	746,844.00	737,130.00	(9,714.00)

Transaction Type	Payment Date	Settlement Date	CUSIP	Security Description	Interest Received
Interest/Dividends					
Interest/Dividends	9/1/2023	9/1/2023	31846V567	First American Funds, Inc.	988.54
Interest/Dividends	9/1/2023	9/1/2023	90355GDT0	UBS Bank USA 4.450% 06/01/2028	941.08
Interest/Dividends	9/5/2023	9/5/2023	3130ALHH0	FHLB 0.960% 03/05/2026	3,600.00
Interest/Dividends	9/6/2023	9/6/2023	48133MCJ7	JPMorgan Chase Financial Company LLC 4.100% 07/05/2024	15,375.00
Interest/Dividends	9/7/2023	9/7/2023	3130AR2A8	FHLB 2.250% 03/07/2025	11,250.00
Interest/Dividends	9/11/2023	9/11/2023	91159HHK9	U.S. Bancorp 3.600% 09/11/2024	13,500.00

TRANSACTION STATEMENT

As of September 30, 2023



Transaction Type	Payment Date	Settlement Date	CUSIP	Security Description	Interest Received
Interest/Dividends	9/11/2023	9/11/2023	931142EX7	Walmart Inc. 3.950% 09/09/2027	14,812.50
Interest/Dividends	9/11/2023	9/11/2023	3133ENQV5	FFCB 1.870% 03/10/2025	9,350.00
Interest/Dividends	9/13/2023	9/13/2023	3130AFBC0	FHLB 3.250% 09/13/2024	12,187.50
Interest/Dividends	9/13/2023	9/13/2023	3130ATCR6	FHLB 3.625% 09/13/2023	27,187.50
Interest/Dividends	9/15/2023	9/15/2023	084670BS6	Berkshire Hathaway Inc. 3.125% 03/15/2026	15,625.00
Interest/Dividends	9/15/2023	9/15/2023	24422EWK1	John Deere Capital Corporation 4.150% 09/15/2027	15,562.50
Interest/Dividends	9/15/2023	9/15/2023	3130ATDJ3	FHLB 3.875% 09/15/2023	19,375.00
Interest/Dividends	9/15/2023	9/15/2023	880591EZ1	TVA 3.875% 03/15/2028	31,080.73
Interest/Dividends	9/19/2023	9/20/2023	3130ASHK8	Federal Home Loan Bank of New York 3.13% 06/14/2024	6,250.00
Interest/Dividends	9/25/2023	9/25/2023	3130ALGJ7	FHLB 1.000% 03/23/2026	3,656.25
Interest/Dividends	9/25/2023	9/25/2023	3130AR7E5	FHLB 2.600% 03/25/2027	6,825.00
Interest/Dividends	9/25/2023	9/25/2023	3137BLVK1	Federal Home Loan Mortgage Corporation 3.116% 07/25/2025	2,155.23
Interest/Dividends	9/25/2023	9/25/2023	3137BVZ82	Federal Home Loan Mortgage Corporation 3.430% 01/25/2027	2,858.33
Interest/Dividends	9/25/2023	9/25/2023	3138LKNZ6	Federal National Mortgage Association, Inc. 2.490% 09/01/2024	1,440.84
Interest/Dividends	9/29/2023	9/29/2023	3134GWXC5	FMCC 0.350% 03/29/2024	875.00
Total					214,896.00

TRANSACTION STATEMENT

As of September 30, 2023



Transaction Type	Trade Date	Settlement Date	Transaction Description	Amount
Custodian Fee				
Custodian Fee	9/25/2023	9/25/2023	Cash Out	(623.98)
Total				(623.98)
Management Fee				
Management Fee	9/18/2023	9/18/2023	Cash Out	(3,000.00)
Total				(3,000.00)

STATEMENT DISCLOSURE

As of September 30, 2023



Meeder provides monthly statements for its investment management clients to provide information about the investment portfolio. The information should not be used for audit or confirmation purposes. Please review your custodial statements and report any inaccuracies or discrepancies.

Certain information and data has been supplied by unaffiliated third parties. Although Meeder believes the information is reliable, it cannot warrant the accuracy of information offered by third parties. Market value may reflect prices received from pricing vendors when current market quotations are not available. Prices may not reflect firm bids or offers and may differ from the value at which the security can be sold.

Statements may include positions from unmanaged accounts provided for reporting purposes. Unmanaged accounts are managed directly by the client and are not included in the accounts managed by the investment adviser. This information is provided as a client convenience and the investment adviser assumes no responsibility for performance of these accounts or the accuracy of the data reported.

Investing involves risk. Past performance is no guarantee of future results. Debt and fixed income securities are subject to credit and interest rate risk. The investment return and principal value of an investment will fluctuate so that an investors shares, when redeemed, may be worth more or less than their original cost. Current performance may be lower or higher than the performance data quoted.

Meeder Investment Management is the global brand for the Meeder group of affiliated companies. Investment advisory services are provided through Meeder Public Funds, Inc. Please contact us if you would like to receive a copy of our current ADV disclosure brochure or privacy policy.

PARADISE IRRIGATION DISTRICT

Expense Approval Report

Percentage of Total Payments* by Account

September 1 - 30, 2023

*Displaying accounts greater than 1.00%

Account Number	Account Name	Payments	% of Total
01-70-601099	Recovery & Capital	445,679.00	27.24%
01-70-635020	Engineering	371,867.11	22.73%
01-250060	2017 Refinance Loan Payment	287,000.00	17.54%
01-150701	Vehicles - Holding	102,825.15	6.28%
01-210045	Retirement	54,214.12	3.31%
01-30-600071	Corrosion Control Chemicals	48,134.99	2.94%
01-122040	Pre-Paid Insurance - Medical	44,322.55	2.71%
01-210030	FICA	41,353.12	2.53%
01-40-635099	Miscellaneous Prof. Services	31,096.33	1.90%
01-210020	Federal Withholding	28,664.08	1.75%
01-40-622001	EQUIPMENT PURCH > \$2,500	24,980.34	1.53%
01-40-601060	Construction & Maint. Supplies	21,471.37	1.31%
01-60-699000	Miscellaneous	19,998.65	1.22%
01-60-635030	Legal	18,282.75	1.12%
	<i>Remainder</i>	\$96,284.32	5.88%
Grand Total		\$1,636,173.88	

PARADISE IRRIGATION DISTRICT

Expense Approval Report

Percentage of Total Payments* by Vendor

September 1 - 30, 2023

*Displaying accounts greater than 1%

Vendor	Payments	% of Total
Myers and Sons Construction, LLC	423,395.05	25.88%
Water Works Engineers	371,867.11	22.73%
Truist Governmental Finance	293,931.21	17.96%
Corning Ford	102,825.15	6.28%
Internal Revenue Service	70,017.20	4.28%
Carus Corporation	48,134.99	2.94%
ICMA Retirement Trust-457	45,692.10	2.79%
ACWA/JPIA	43,589.09	2.66%
Ferguson Enterprises, Inc	36,243.05	2.22%
Slate Geotechnical Consultants, Inc.	31,096.33	1.90%
Pacific Gas & Electric Company	20,000.00	1.22%
Minasian Law	18,125.25	1.11%
	<i>Remainder</i>	\$131,257.35 8.02%
Grand Total		\$1,636,173.88



Paradise Irrigation District

Expense Approval Report By Vendor Name

Payment Dates 9/1/2023 - 9/30/2023

Payment Date	Payment Number	Payable Number	Description (Item)	Amount
Vendor: 01021 - ACWA/JPIA				
09/08/2023	58021	2023-09	FY23 - Q4	11,274.03
09/08/2023	58020	700600	Dental	2,284.61
09/08/2023	58020	700600	Life	495.67
09/08/2023	58020	700600	EAP	91.76
09/08/2023	58020	700600	Health	28,856.93
09/08/2023	58020	700600	Vision	586.09
Vendor 01021 - ACWA/JPIA Total:				43,589.09
Vendor: 01023 - ACWA				
09/08/2023	58019	INV012336	ACWA 2023	815.00
09/22/2023	DFT0006558	97424	ACWA Conference	815.00
Vendor 01023 - ACWA Total:				1,630.00
Vendor: 03185 - Advanced Document Concepts For Business				
09/22/2023	APA001228	INV108540	Office equipment maintenance	325.63
Vendor 03185 - Advanced Document Concepts For Business Total:				325.63
Vendor: 02957 - Aflac				
09/01/2023	DFT0006477	INV0006983	Montly Invoices	127.20
09/01/2023	DFT0006478	INV0006984	Montly Aflac Invoice	228.12
09/15/2023	DFT0006527	INV0006998	Montly Invoices	127.20
09/15/2023	DFT0006528	INV0006999	Montly Aflac Invoice	228.12
09/29/2023	DFT0006566	INV0007014	Montly Invoices	127.20
09/29/2023	DFT0006567	INV0007015	Montly Aflac Invoice	228.12
Vendor 02957 - Aflac Total:				1,065.96
Vendor: 03066 - Airgas USA, LLC				
09/15/2023	DFT0006548	5502093975	Welding supplies	801.00
Vendor 03066 - Airgas USA, LLC Total:				801.00
Vendor: 03077 - All Around Heating & Air				
09/26/2023	DFT0006593	6082-1	Maintenance	1,000.00
Vendor 03077 - All Around Heating & Air Total:				1,000.00
Vendor: 03211 - Amazon.com				
09/06/2023	DFT0006510	113-0209557-0306674,113-2...	Supplies	235.49
09/13/2023	DFT0006549	113-4166003-4305013	Supplies	19.91
09/13/2023	DFT0006550	113-4993374-6499438	Supplies	14.51
09/25/2023	DFT0006594	112-4624508-6157804	Supplies	35.31
Vendor 03211 - Amazon.com Total:				305.22
Vendor: 03319 - ANDREW BRASCH				
09/28/2023	58033	2023-09	REIMBURSEMENT	270.00
Vendor 03319 - ANDREW BRASCH Total:				270.00
Vendor: 03318 - ANTON HANSEN				
09/28/2023	58034	2023-09	REIMBURSEMENT	455.89
Vendor 03318 - ANTON HANSEN Total:				455.89
Vendor: 01068 - Aramark Uniform Services				
09/08/2023	DFT0006521	5066357119	Uniforms	374.09
09/08/2023	DFT0006521	5066357120	Uniforms	119.42
09/08/2023	DFT0006521	5066362679	Uniforms	119.42
09/08/2023	DFT0006521	5066362878	Uniforms	374.09
09/08/2023	DFT0006521	5066368178	Uniforms	374.09
09/08/2023	DFT0006521	5066368179	Uniforms	119.42
09/08/2023	DFT0006521	5066373711	Uniforms	374.09
09/08/2023	DFT0006521	5066373712	Uniforms	119.42
09/08/2023	DFT0006521	5066378302	Uniforms	419.01

Expense Approval Report

Payment Dates: 9/1/2023 - 9/30/2023

Payment Date	Payment Number	Payable Number	Description (Item)	Amount
09/08/2023	DFT0006521	5066378306	Uniforms	131.42
Vendor 01068 - Aramark Uniform Services Total:				2,524.47
Vendor: 01082 - AT&T				
09/08/2023	APA001194	20396685	Office telephones	780.53
Vendor 01082 - AT&T Total:				780.53
Vendor: 01942 - Butte Co - Neal Rd Landfill				
09/08/2023	APA001195	20933	Landfill fee	156.65
Vendor 01942 - Butte Co - Neal Rd Landfill Total:				156.65
Vendor: 01220 - Butte County Air Quality Managment District				
09/15/2023	58027	2023-09	Burn Permit	31.16
Vendor 01220 - Butte County Air Quality Managment District Total:				31.16
Vendor: 01247 - Capra, Laura				
09/22/2023	58029	2023-09	Medicare reimburse	989.40
Vendor 01247 - Capra, Laura Total:				989.40
Vendor: 02970 - Carus Corporation				
09/22/2023	APA001229	SLS 10109129	Carus 3190 - Zinc Orthophosp...	48,134.99
Vendor 02970 - Carus Corporation Total:				48,134.99
Vendor: 01266 - Cedar Creek Publishing				
09/22/2023	APA001230	230611_P1	Community Relations	827.39
09/08/2023	APA001196	230905_P1	Postage / Marketing	1,876.25
Vendor 01266 - Cedar Creek Publishing Total:				2,703.64
Vendor: 03194 - Cintas Corporation				
09/08/2023	DFT0006523	5170671644	Supplies	307.46
Vendor 03194 - Cintas Corporation Total:				307.46
Vendor: 01320 - Comcast				
09/15/2023	DFT0006551	2023-08	WTP TV	29.68
09/15/2023	DFT0006551	2023-08	WTP Internet	207.70
09/15/2023	DFT0006551	2023-08	Shop TV	79.46
09/22/2023	DFT0006559	180687792	Office Internet	851.42
Vendor 01320 - Comcast Total:				1,168.26
Vendor: 03264 - CORE & MAIN LP				
09/08/2023	APA001197	T398118	6" FL 45	233.08
09/08/2023	APA001197	T398118	6" grip ring	404.59
09/08/2023	APA001197	T398118	6" FL x MJ adaptor	120.72
09/08/2023	APA001197	T416145	dechlore tabs 26lbs	814.38
Vendor 03264 - CORE & MAIN LP Total:				1,572.77
Vendor: 01336 - Corning Ford				
09/05/2023	58018	10396	2023 f550 truck	102,825.15
Vendor 01336 - Corning Ford Total:				102,825.15
Vendor: 03297 - Costco Wholesale				
09/19/2023	DFT0006597	2023-09	Supplies	60.75
Vendor 03297 - Costco Wholesale Total:				60.75
Vendor: 03311 - Dan's Electrical Supply				
09/18/2023	DFT0006598	67307V	Supplies	110.03
Vendor 03311 - Dan's Electrical Supply Total:				110.03
Vendor: 03202 - Dext				
09/15/2023	DFT0006565	1230669	A/P Software	264.00
Vendor 03202 - Dext Total:				264.00
Vendor: 02888 - Elecsys International Corporation				
09/15/2023	APA001212	SIP-E182309	Misc. supplies	10.00
Vendor 02888 - Elecsys International Corporation Total:				10.00
Vendor: 01480 - Employment Development Dept.				
09/04/2023	DFT0006485	INV0006993	State Income Tax Withholding	5,480.33
09/04/2023	DFT0006488	INV0006996	State Disability Withholding	1,217.36
09/18/2023	DFT0006535	INV0007008	State Income Tax Withholding	5,543.85

Expense Approval Report

Payment Dates: 9/1/2023 - 9/30/2023

Payment Date	Payment Number	Payable Number	Description (Item)	Amount
09/18/2023	DFT0006538	INV0007011	State Disability Withholding	1,216.89
			Vendor 01480 - Employment Development Dept. Total:	13,458.43
Vendor: 01501 - Enloe Medical Center				
09/08/2023	DFT0006513	2023-08	Physical	487.00
			Vendor 01501 - Enloe Medical Center Total:	487.00
Vendor: 01521 - Fastenal Co				
09/08/2023	APA001198	CACHC123189	Supplies	457.27
			Vendor 01521 - Fastenal Co Total:	457.27
Vendor: 01527 - Ferguson Enterprises, Inc				
09/15/2023	APA001213	1763510-1	90 - Serv Brass - 1 ' MIP x Comp	848.53
09/08/2023	APA001199	1807157	6" FL x MJ 45	171.60
09/08/2023	APA001199	1807157	6" FL 45	239.70
09/08/2023	APA001199	1763510-3	Adaptor - Serv Brass - 2 ' MIP x..	2,114.59
09/08/2023	APA001199	1763510-3	90 Brass 2" MIP x COMP	3,535.55
09/08/2023	APA001199	1763510-3	Coupling - Serv Brass - 2' Comp	1,810.20
09/08/2023	APA001199	1763510-3	90 - Serv Brass - 1" FIP x Comp	1,077.50
09/15/2023	APA001213	1759350-2	Corp Stop - Serv Brass - 2 ' MIP..	1,175.46
09/22/2023	APA001231	1807408	air drive	9,167.48
09/22/2023	APA001231	1807408	6" carbide cutter	1,367.44
09/22/2023	APA001231	1807408	tap mate tapping machine	14,445.42
09/15/2023	APA001213	1811192	4" FL bolt set	289.58
			Vendor 01527 - Ferguson Enterprises, Inc Total:	36,243.05
Vendor: 01528 - FGL Environmental				
09/13/2023	DFT0006547	376195A	Water Quality Monitoring	515.00
09/13/2023	DFT0006543	376196A	Routine Bacti Monitoring	103.00
09/13/2023	DFT0006545	376197A	Surface water monitoring	61.00
09/13/2023	DFT0006544	375282A	Zinc Monitoring	276.00
09/13/2023	DFT0006546	376193A	Magalia Res- TOC Monitoring	62.00
09/13/2023	DFT0006542	376433A	Routine Bacti Monitoring	103.00
09/13/2023	DFT0006542	376571A	Valley View shut down	28.00
09/13/2023	DFT0006542	376682A	Routine Bacti Monitoring	103.00
09/13/2023	DFT0006542	376301A	Waste Water Monitoring	526.00
09/13/2023	DFT0006542	376808A	Circlewood shut down	28.00
09/13/2023	DFT0006542	376814A	Pentz Rd Shut down	28.00
			Vendor 01528 - FGL Environmental Total:	1,833.00
Vendor: 02945 - Fiserv Solutions, LLC				
09/15/2023	APA001214	90272319	Bank charges	16.80
			Vendor 02945 - Fiserv Solutions, LLC Total:	16.80
Vendor: 01594 - Government Finance Officers Association				
09/22/2023	DFT0006560	770904	GAAP Update	135.00
			Vendor 01594 - Government Finance Officers Association Total:	135.00
Vendor: 01616 - Grainger Inc				
09/08/2023	DFT0006524	9824730429	Supplies	160.02
			Vendor 01616 - Grainger Inc Total:	160.02
Vendor: 01648 - Harper & Associates Engineering, Inc.				
09/08/2023	APA001200	ENG-8265	Tankl C, D, E	2,220.00
			Vendor 01648 - Harper & Associates Engineering, Inc. Total:	2,220.00
Vendor: 01688 - Home Depot				
09/22/2023	DFT0006585	22/09/23	Tools	84.95
			Vendor 01688 - Home Depot Total:	84.95
Vendor: 01705 - Hunt & Sons, Inc.				
09/05/2023	DFT0006504	299686	298gals. unleaded gasoline	1,415.01
09/05/2023	DFT0006504	310987	200gals. unleaded gasoline	963.07
09/05/2023	DFT0006504	312278	500gals. clear diesel	2,616.65
			Vendor 01705 - Hunt & Sons, Inc. Total:	4,994.73
Vendor: 01713 - I.B.E.W. Local Union 1245				
09/15/2023	APA001215	INV0007006	Union Dues	1,047.75

Expense Approval Report

Payment Dates: 9/1/2023 - 9/30/2023

Payment Date	Payment Number	Payable Number	Description (Item)	Amount
09/15/2023	APA001215	INV0007006	Union Dues	-48.00
Vendor 01713 - I.B.E.W. Local Union 1245 Total:				999.75
Vendor: 01716 - ICMA Retirement Trust-401				
09/01/2023	DFT0006480	INV0006986	Retirement - 401(a) Match	2,817.59
09/15/2023	DFT0006530	INV0007001	Retirement - 401(a) Match	2,857.15
09/28/2023	DFT0006579	INV0007029	Retirement - 401(a) Match	13.79
09/29/2023	DFT0006569	INV0007017	Retirement - 401(a) Match	2,833.49
Vendor 01716 - ICMA Retirement Trust-401 Total:				8,522.02
Vendor: 01715 - ICMA Retirement Trust-457				
09/01/2023	DFT0006481	INV0006987	Retirement Trust - 457	2,817.59
09/01/2023	DFT0006482	INV0006988	Deferred Comp 457	9,112.24
09/01/2023	DFT0006483	INV0006989	Retirement Trust - 457	2,361.67
09/01/2023	DFT0006484	INV0006990	Retirement Trust - 457	798.14
09/15/2023	DFT0006531	INV0007002	Retirement Trust - 457	2,857.15
09/15/2023	DFT0006532	INV0007003	Deferred Comp 457	9,239.80
09/15/2023	DFT0006533	INV0007004	Retirement Trust - 457	2,300.47
09/15/2023	DFT0006534	INV0007005	Retirement Trust - 457	798.14
09/28/2023	DFT0006580	INV0007030	Retirement Trust - 457	13.79
09/28/2023	DFT0006581	INV0007031	Deferred Comp 457	41.37
09/29/2023	DFT0006570	INV0007018	Retirement Trust - 457	2,833.49
09/29/2023	DFT0006571	INV0007019	Deferred Comp 457	9,204.39
09/29/2023	DFT0006572	INV0007020	Retirement Trust - 457	2,365.72
09/29/2023	DFT0006573	INV0007021	Retirement Trust - 457	948.14
Vendor 01715 - ICMA Retirement Trust-457 Total:				45,692.10
Vendor: 01721 - Industrial Equipment				
09/15/2023	APA001216	59246	gun trigger	67.34
09/15/2023	APA001216	59246	spray gun	56.56
09/15/2023	APA001216	59246	3/8" pluo	15.09
09/15/2023	APA001216	59246	3/8" socket	32.33
Vendor 01721 - Industrial Equipment Total:				171.32
Vendor: 02807 - Infosend				
09/08/2023	APA001201	245226	Postage & Mailings	67.90
09/08/2023	APA001201	245388	Postage & Mailings	70.00
09/22/2023	APA001232	245766	Postage & Mailings	981.83
Vendor 02807 - Infosend Total:				1,119.73
Vendor: 01731 - Internal Revenue Service				
09/04/2023	DFT0006486	INV0006994	FICA Withholding	16,773.10
09/04/2023	DFT0006487	INV0006995	Fed Withholding	14,251.96
09/04/2023	DFT0006489	INV0006997	Medicare Withholding	3,922.76
09/18/2023	DFT0006536	INV0007009	FICA Withholding	16,741.84
09/18/2023	DFT0006537	INV0007010	Fed Withholding	14,412.12
09/18/2023	DFT0006539	INV0007012	Medicare Withholding	3,915.42
Vendor 01731 - Internal Revenue Service Total:				70,017.20
Vendor: 03057 - International Brotherhood of 137 TCWH				
09/15/2023	APA001217	INV0007007	Union Dues Teamsters	409.40
Vendor 03057 - International Brotherhood of 137 TCWH Total:				409.40
Vendor: 01722 - isolved, Inc.				
09/09/2023	DFT0006387	1130522712	Plan admin.	88.20
Vendor 01722 - isolved, Inc. Total:				88.20
Vendor: 01780 - Kimball Midwest				
09/08/2023	APA001202	101349298	Supplies	337.78
Vendor 01780 - Kimball Midwest Total:				337.78
Vendor: 03231 - KIS				
09/08/2023	APA001203	78168	Software	6,111.50
Vendor 03231 - KIS Total:				6,111.50

Expense Approval Report

Payment Dates: 9/1/2023 - 9/30/2023

Payment Date	Payment Number	Payable Number	Description (Item)	Amount
Vendor: 01790 - Knife River Construction				
09/15/2023	APA001218	292601	Materials	990.03
Vendor 01790 - Knife River Construction Total:				990.03
Vendor: 01844 - Lowe's Home Improvement				
09/07/2023	DFT0006587	90147	Maintenance-Lowes	323.28
09/22/2023	DFT0006586	93819	Supplies	742.51
Vendor 01844 - Lowe's Home Improvement Total:				1,065.79
Vendor: 03314 - MA Magneson				
09/08/2023	58022	FH230838C	MA Magneson hydrant final bill	-469.31
09/08/2023	58022	FH230838C	MA Magneson hydrant deposi...	-231.49
09/08/2023	58022	FH230838C	MA Magneson hydrant deposi...	2,229.03
Vendor 03314 - MA Magneson Total:				1,528.23
Vendor: 03270 - MAC Tools				
09/11/2023	DFT0006596	211581	Tools	49.10
Vendor 03270 - MAC Tools Total:				49.10
Vendor: 01905 - Minasian Law				
09/22/2023	APA001233	2023-08	Legal	18,125.25
Vendor 01905 - Minasian Law Total:				18,125.25
Vendor: 01925 - Mountain Mike's Pizza				
09/21/2023	DFT0006588	2023-09 MM PIZZA	Lunch and Learn	33.39
Vendor 01925 - Mountain Mike's Pizza Total:				33.39
Vendor: 03225 - Myers and Sons Construction, LLC				
09/15/2023	APA001219	348-13 R1	RES B Replacement Retention	-22,283.95
09/15/2023	APA001219	348-13 R1	RES B Replacement	445,679.00
Vendor 03225 - Myers and Sons Construction, LLC Total:				423,395.05
Vendor: 03045 - N.C.G.T. SECURITY FUND				
09/11/2023	1293	2023-09	Health 2023-09	13,806.00
Vendor 03045 - N.C.G.T. SECURITY FUND Total:				13,806.00
Vendor: 01742 - Nelson's Building Maintenance, Inc.				
09/22/2023	APA001234	779544	Supplies	57.31
Vendor 01742 - Nelson's Building Maintenance, Inc. Total:				57.31
Vendor: 01960 - Normac				
09/08/2023	DFT0006526	0011997377-001	backflow bags	2,878.06
Vendor 01960 - Normac Total:				2,878.06
Vendor: 01980 - Northern Recycling & Waste Svcs				
09/15/2023	DFT0006552	2023-09	Garbage	35.66
09/15/2023	DFT0006552	2023-09	Garbage	56.97
09/15/2023	DFT0006552	2023-09	Garbage	180.52
09/15/2023	DFT0006552	2023-09	Garbage	62.68
Vendor 01980 - Northern Recycling & Waste Svcs Total:				335.83
Vendor: 01950 - Northstate Aggregate, Inc.				
09/15/2023	APA001220	149433	Base rock	481.18
09/15/2023	APA001220	144751	Base Rock	475.21
09/15/2023	APA001220	149430	Sand	555.68
09/15/2023	APA001220	145824	Sand	514.28
09/15/2023	APA001220	144760	Base Rock	479.79
09/15/2023	APA001220	149596	Sand	533.60
09/15/2023	APA001220	149591	Base	484.76
09/15/2023	APA001220	145870	Sand	525.78
09/15/2023	APA001220	156875	Sand	551.31
09/15/2023	APA001220	145865	Sand and Base	1,046.93
Vendor 01950 - Northstate Aggregate, Inc. Total:				5,648.52
Vendor: 02005 - Olin Corp				
09/08/2023	APA001204	900312479	Sodium Hypochlorite	11,976.88
Vendor 02005 - Olin Corp Total:				11,976.88

Expense Approval Report

Payment Dates: 9/1/2023 - 9/30/2023

Payment Date	Payment Number	Payable Number	Description (Item)	Amount
Vendor: 01538 - O'Reilly Auto Parts				
09/15/2023	APA001221	3534-103129	Repair parts	1,684.26
09/22/2023	APA001235	3534-103488	Repair parts	15.18
Vendor 01538 - O'Reilly Auto Parts Total:				1,699.44
Vendor: 02081 - Pacific Gas & Electric Company				
09/05/2023	DFT0006503	2023-8	Utilities	19,998.65
09/05/2023	DFT0006503	2023-8	Utilities	1.35
Vendor 02081 - Pacific Gas & Electric Company Total:				20,000.00
Vendor: 01037 - Paradise Police Dept.				
09/15/2023	58028	INV-23-4454010	False Alarm	45.58
09/15/2023	58028	INV-23-4454390	False Alarm	45.58
Vendor 01037 - Paradise Police Dept. Total:				91.16
Vendor: 02091 - Pitney Bowes				
09/29/2023	DFT0006561	3106250713	Folding machine lease	547.12
09/25/2023	DFT0006589	2023-08	Postage	1,000.00
Vendor 02091 - Pitney Bowes Total:				1,547.12
Vendor: 03048 - Plan B Professional Answering Service				
09/15/2023	APA001222	2023-09	Answering service	173.80
Vendor 03048 - Plan B Professional Answering Service Total:				173.80
Vendor: 03167 - RCI General Engineering				
09/08/2023	58023	FH230821C	RCI Hydrant refunds	-579.24
09/08/2023	58023	FH230821C	RCI Hydrant refunds	229.03
09/08/2023	58023	FH230821C	RCI Hydrant refunds	4,000.00
Vendor 03167 - RCI General Engineering Total:				3,649.79
Vendor: 01631 - Rental Guys				
09/08/2023	APA001205	950142-6	Rental equipment	1,218.25
Vendor 01631 - Rental Guys Total:				1,218.25
Vendor: 02057 - Riebes Auto Parts				
09/08/2023	APA001206	5356-132617	Parts & Supplies	45.00
Vendor 02057 - Riebes Auto Parts Total:				45.00
Vendor: 03232 - RoadSafe Traffic Systems, Inc				
09/08/2023	58024	FH230832C	Hydrant Refund - RoadSafe	-286.29
09/08/2023	58024	FH230832C	Hydrant Refund - RoadSafe	-1.55
09/08/2023	58024	FH230832C	Hydrant Refund - RoadSafe	709.31
09/08/2023	58024	FH230832C	Hydrant Refund - RoadSafe	2,000.00
Vendor 03232 - RoadSafe Traffic Systems, Inc Total:				2,421.47
Vendor: 03257 - Secure and Alert Systems Corp				
09/08/2023	APA001207	SAA-5583	Monitor	1,544.00
Vendor 03257 - Secure and Alert Systems Corp Total:				1,544.00
Vendor: 03153 - Slate Geotechnical Consultants, Inc.				
09/15/2023	APA001223	2139	23-062-01 Magalia Dam Final ...	31,096.33
Vendor 03153 - Slate Geotechnical Consultants, Inc. Total:				31,096.33
Vendor: 03273 - Snap-On Credit LLC				
09/01/2023	DFT0006434	2023-08	Software	99.00
Vendor 03273 - Snap-On Credit LLC Total:				99.00
Vendor: 03210 - Spatial Networks, Inc.				
09/01/2023	DFT0006516	7E7049A6-0050	Field software, Fulcrum	756.00
Vendor 03210 - Spatial Networks, Inc. Total:				756.00
Vendor: 03061 - Sterling Health Services, Inc DBA				
09/01/2023	DFT0006479	INV0006985	HSA Contribution	167.30
09/15/2023	DFT0006529	INV0007000	HSA Contribution	167.30
09/29/2023	DFT0006568	INV0007016	HSA Contribution	167.30
Vendor 03061 - Sterling Health Services, Inc DBA Total:				501.90

Expense Approval Report

Payment Dates: 9/1/2023 - 9/30/2023

Payment Date	Payment Number	Payable Number	Description (Item)	Amount
Vendor: 02808 - The UPS Store				
09/08/2023	APA001208	1083	POSTAGE	62.29
Vendor 02808 - The UPS Store Total:				62.29
Vendor: 02362 - Thomas Ace Hardware				
09/08/2023	APA001209	212439	Supplies	94.66
09/08/2023	APA001209	212440	Supplies	53.55
09/08/2023	APA001209	212581	Supplies	4.84
09/08/2023	APA001209	212592	Tools	47.14
09/08/2023	APA001209	212643	Supplies	2.91
09/08/2023	APA001209	212822	Supplies	61.16
09/08/2023	APA001209	212952	Supplies	23.32
09/08/2023	APA001209	213007	Supplies	44.44
09/08/2023	APA001209	213063	Tools	18.78
09/08/2023	APA001209	213109	Supplies	8.78
09/08/2023	APA001209	213256	Supplies	55.90
09/08/2023	APA001209	213283	Supplies	282.28
09/08/2023	APA001209	213284	Supplies	54.06
09/15/2023	APA001224	213324	Supplies	19.93
09/08/2023	APA001209	213466	Supplies	24.94
09/15/2023	APA001224	213471	Supplies	7.34
09/08/2023	APA001209	213530	Supplies	121.89
09/08/2023	APA001209	213589	Supplies	118.51
09/15/2023	APA001224	213659	Supplies	48.49
09/08/2023	APA001209	213715	Supplies	11.76
09/08/2023	APA001209	213849	Supplies	10.96
09/08/2023	APA001209	213879	Supplies	23.36
09/08/2023	APA001209	213955	Supplies	21.77
09/08/2023	APA001209	213977	Supplies	20.34
09/08/2023	APA001209	213979	Supplies	8.51
09/08/2023	APA001209	213980	Supplies	1.09
09/08/2023	APA001209	214033	Tools	484.30
09/08/2023	APA001209	214038	Supplies	57.64
09/08/2023	APA001209	214156	Supplies	30.59
09/08/2023	APA001209	214157	Supplies	30.59
09/08/2023	APA001209	214165	Supplies	41.54
09/08/2023	APA001209	214508	Supplies	40.70
09/08/2023	APA001209	214572	Supplies	1,717.68
09/15/2023	APA001224	214688	Supplies	14.33
Vendor 02362 - Thomas Ace Hardware Total:				3,608.08
Vendor: 03204 - Truist Governmental Finance				
09/22/2023	58030	2023-10	Truist 2017 Private Placement	287,000.00
09/22/2023	58030	2023-10	Truist 2017 Private Placement	6,931.21
Vendor 03204 - Truist Governmental Finance Total:				293,931.21
Vendor: 02824 - US Bank Corporate Payment System				
09/05/2023	DFT0006520	2023-09	HOBBY LOBBY	24.88
09/05/2023	DFT0006520	2023-09	Microsoft-Upgrade to Windo...	99.00
09/05/2023	DFT0006555	2023-09 BG	Dulce Cocina-Meeting with to...	20.00
09/15/2023	DFT0006590	222507	ELK GROVE POWER EQUIPME...	1,185.38
09/15/2023	DFT0006556	2023-09 AWWA	Re-Certification for Marc B A...	285.00
09/20/2023	DFT0006591	2023-09 TOGOs	SPIA Training Lunch	13.51
09/22/2023	DFT0006592	2023-9 In-N-Out	RCAC Training Lunch	20.27
09/19/2023	DFT0006563	654257000	Regulatory license	50.00
Vendor 02824 - US Bank Corporate Payment System Total:				1,698.04
Vendor: 02686 - USA Blue Book				
09/08/2023	APA001210	INV00102702	Supplies	361.65
Vendor 02686 - USA Blue Book Total:				361.65
Vendor: 02703 - Verizon Wireless				
09/13/2023	DFT0006553	9942547403	Cell phone	454.55
09/13/2023	DFT0006553	9942547403	Cell phone	1,077.06

Expense Approval Report

Payment Dates: 9/1/2023 - 9/30/2023

Payment Date	Payment Number	Payable Number	Description (Item)	Amount
09/13/2023	DFT0006553	9942547403	Cell phone	380.97
09/13/2023	DFT0006553	9942547403	Cell phone	457.39
Vendor 02703 - Verizon Wireless Total:				2,369.97
Vendor: 02712 - VistaNet inc.				
09/15/2023	APA001225	22694	Maintenance	300.00
09/15/2023	APA001225	22695	Tyler Email Issue	240.00
09/15/2023	APA001225	22703	Maintenance	310.97
09/15/2023	APA001225	22707	ShoreTel Annual Software Sub	2,207.00
09/22/2023	APA001236	22782	SSL Certificate renewal	640.00
09/22/2023	APA001236	22870	MSP Sophos Central	761.10
09/22/2023	APA001236	22871	MSP Network Monitoring	629.00
Vendor 02712 - VistaNet inc. Total:				5,088.07
Vendor: 02714 - Wagner & Bonsignore				
09/15/2023	APA001226	09-23-509	Correspondence review for w...	157.50
Vendor 02714 - Wagner & Bonsignore Total:				157.50
Vendor: 03002 - Water Works Engineers				
09/15/2023	APA001227	14271	22-098 WTP Equalizer Tank R...	54,502.76
09/15/2023	APA001227	14281	17-041 Zone A	13,636.90
09/15/2023	APA001227	14282	19-017 Disaster Recovery Ma...	301,328.58
09/15/2023	APA001227	14283	22-047 GIS Valve Tagging Proj...	2,398.87
Vendor 03002 - Water Works Engineers Total:				371,867.11
Vendor: 03134 - White Glove Cleaning Svc Inc				
09/08/2023	APA001211	76759	Janitorial services	456.00
09/08/2023	APA001211	76760	Janitorial services	550.00
09/08/2023	APA001211	76761	Janitorial services	495.00
Vendor 03134 - White Glove Cleaning Svc Inc Total:				1,501.00
Vendor: 02778 - Wurth USA Inc.				
09/13/2023	DFT0006541	97726165	Shop supplies	5.60
09/13/2023	DFT0006541	97727838	Shop supplies	5.60
09/13/2023	DFT0006541	97763613	Shop supplies	34.21
09/13/2023	DFT0006541	97789965	Shop supplies	247.95
Vendor 02778 - Wurth USA Inc. Total:				293.36
Vendor: 02867 - Zenner USA				
09/22/2023	APA001237	0080585-IN	hydrant backflow control assy.	1,225.40
09/22/2023	APA001237	0080883-IN	hyd check valve #1	680.89
09/22/2023	APA001237	0080883-IN	hydrant meter	2,599.27
09/22/2023	APA001237	0080883-IN	encoder	658.21
09/22/2023	APA001237	0080883-IN	hyd check valve #2	697.83
Vendor 02867 - Zenner USA Total:				5,861.60
Grand Total:				1,636,173.88



Paradise Irrigation District

6332 Clark Rd, Paradise, CA 95969 · 530-877-4971 · Fax: 530-876-0483 · www.pidwater.com

Memo

TO: Paradise Irrigation District Board of Directors

FROM: Brett Goodlin, Accounting & Finance Manager & Treasurer

CC: Tom Lando, District Manager

Mickey Rich, Assistant District Manager & Deputy Treasurer

DATE: October 11, 2023

RE: Loan status & strategy to address technical default

Dear Members of the Board,

I am writing to update you on a recent development concerning our outstanding loans and to propose a strategy to address the technical default we are currently facing with one of our providers, Capital One.

As of the latest financial update, our company has an outstanding loan balance of \$2.48 million, spread across three providers. The primary concern at this time is our loan agreement with Capital One. Capital One has brought to our attention that we are currently in a technical default under the terms of their agreement. The specific issue revolves around the stipulation that our net revenues must be at least 1.25 times the annual debt service payments. It's important to note that while we have substantial cash reserves available in our investment account, these funds are not considered in the loan agreement terms for coverage of debt payments.

Capital One has informed us of their understanding of our current financial situation, and they have chosen not to pursue any immediate remedies available under the terms of our loan agreement. However, they are obligated to notify us of our default in the future, should we be unable to make the required payments. In essence, they have given us a grace period as long as we meet specific conditions.

To ensure we rectify this situation, Capital One has proposed a temporary solution. Until our FY22 annual financial statements are issued, we can demonstrate that our net revenues will meet the 1.25 times requirement due to interest received on our investments. To this end, they have agreed to waive the default notice requirement provided that we promptly provide them with our monthly investment report. I would like to reassure the Board that we are fully capable of meeting this request and staying in compliance with our loan agreement.

It is also important to consider the broader implications of being in a technical default. Capital One has advised us that such a situation may adversely affect our credit rating and future creditworthiness when seeking additional loans or financial arrangements. It is therefore in our best interest to resolve this matter as swiftly as possible to mitigate any potential consequences.

In light of these developments, I propose that we pay off the balance of this loan with our next scheduled loan payment due November 1, 2023.

While I believe we will be in compliance with the loan agreement terms once our FY22 financial statements are issued, the time of when the statements may be issued is not guaranteed. I am expecting issuance of the reports in December 2023 or January 2024.

Our loan with Capital One has a 2.42% interest rate and keeping the loan open until planned payoff we would be paying almost \$93k in interest expense and earning \$108k of interest (conservative estimate). This would be a loss of \$15k on interest over 6 years. While \$15,000 certainly a lot of money, I feel the potential harm that could come to the district in future is worth absorbing.

I would like to reassure the Board that we are actively working to address this issue and uphold our commitment to financial responsibility. I am pleased to move forward with whichever guidance the board recommends and will provide regular updates on our progress.

Thank you for your attention to this important matter.

Sincerely,

Brett Goodlin
Accounting & Finance Manager
District Treasurer

Customer Service Activity Report - September 2023

Service Requests

Service Types	Request Total
Account Management	333
Activate Water w/ Backflow	7
Backflow Maintenance	21
Construction Support	3
Disconnect	3
Field Customer Service	86
Field Maintenance	12
From Active to Ready-to-Serve	24
New Meter Order	1
No Water	13
Transfer Ownership	93
Water Quality	9
Grand Total	605

Decreased from 620 service requests in September 2022

Phone Activity

Phone Activity	Sept. 2022	Sept. 2023	Trend
Average calls per day	26.73	46.85	Increased
Average abandoned per day	0.70	1.15	Increased
Average time abandon	2:08 min.	44 sec.	Decreased
Average time to handle	22 sec.	23 sec.	Increased






Payments Processed

Payment Method	Sept. 2022	Sept. 2023	Trend
Automated Phone System	116	124	Increased
Customer Service Team	931	1016	Increased
Web Portal	517	729	Increased
Total	1564	1869	Increased

Customer Service Activities Sept-Oct , 2023

- **Phone Survey**

- Starting September 1, 2022 phone in customers are invited to participate in a 1-question phone survey rating their service (1 through 5, with 5 being excellent).
- **Cumulative Results:**

Rating						% Calls
Sept 2022	77	3		0	1	10 %
Oct 2022	10	0		0	1	1.4 %
Nov 2022	14	0		1	1	2.3 %
Dec 2022	3	0		0	1	0.7 %
Jan 2023	12	1		0	2	1.8 %
Feb 2023	17	1		0	3	2.9 %
Mar 2023	10	0		0	0	1.1 %
Apr 2023	25	1	1	1	0	3.5 %
May 2023	9	0	0	0	0	0.9%
June 2023	15	0	1	1	0	1.8%
July 2023	7	0	0	0	0	0.9%
Aug 2023	13	0	0	0	1	1.49%
Sept 2023	No data due to phone system upgrade. No data collection Sept. or Oct.					

- **DropCountr Registrations**

- We currently have 675 users signed up for DropCountr.
- 34 new users in the last month
- **Printed Surveys**

From a customer Oct 2nd: *“Rebecca came out to the house ... answered all my questions and listened to my concerns and tested water. She is an asset to PID! ”*

**STAFF REPORT
FIELD OPERATIONS
September 2023**

TRANSMISSION & DISTRIBUTION

DAILY OPERATIONS

- PID crews have been taking care of leaks, emergencies, and maintenance issues.
- 19 scheduled main line and service line leaks were repaired this month.
- Call Center received 98 after hour calls.
- Standby received 29 calls.
- 18 emergency calls due to contractors.
- 1,302 Completed USA tickets.
- 98 Backflows were tested.
- There were 2 Infrastructure Damage Reports filed.

SERVICE LINE REPLACEMENT / WATER REQUEST

- 3 Meter and Backflow devices were installed.
- 16 Fire Flow tests were performed.
- 0 Service lines were replaced.

CUSTOMER REIMBURSEMENT JOBS (by work order)

- 3 Cash Jobs for various projects in town have been completed.
 - Two 6" Tees and Valves were installed on Maxwell for Eagle Point Apartments.
 - A 6" Tee and Valve was installed on Schmale Lane for the Moose Lodge.

OVERVIEW

- Continued efforts are being made with RCI General Engineering and Water Works Engineering (WWE) to keep the Meter Installation & Service Lateral Replacement (MISLR) Phase 2 and 3 projects running smoothly and efficiently.
- We are continuing to work on our vehicle replacement program, including surplus of vehicles.
- The Zone A Pipeline is going well, and we are continuing to work with WWE, T&S Construction, and Blaine on this project.
- Continued coordination with Meyers & Sons Construction on the Reservoir B project.
- Beginning phases of MISLER #3 and the Mains Replacement Project.
- Coordinating with the Town of Paradise with their Paving Project.
- Woodsdale pipeline project is complete.
- Conducted interviews for the position of Utility I.

MAINTENANCE PROJECTS

- Continued efforts are being made to coordinate work schedules and bids with contractors regarding:
 - Digital Sign Board
 - Both rental buildings on Clark Road
 - Admin. Office (New HVAC, roof and gutters, relocation of data cables and electricity).
 - Adding new drops for ethernet and phone lines in the Meter Shop.
- Preparation for winter at the Admin. Office and the Corporation Yard.
- Vegetation management on various PID properties around town.
- Improving lighting in the Admin. office and in all parking lots.
- General yard maintenance at Corporation Yard and Admin. Office.

Distribution System Operator Projects

- Helping to train Utility workers, wrap up Woodsdale pipeline, and assisted with installing new Tee's on Maxwell Drive with the loss of our Crew Leader.
- Flushing dead end mains.
- Tank site maintenance, which includes obtaining bids for removal of dead and hazardous trees that could cause damage if they were to fall.

SUMMARY

The pipeline on Woodsdale has been completed. This main has been tested and cleared. All customers are now being served off the new line. There is still a hydrant that needs to be installed but PID is waiting for another utility company to complete their work in that area. After this project is 100% complete, PID will restore the pavement on Woodsdale and the trench across Valley View Drive.

Kurtis Brey has officially transitioned from Crew Leader to Distribution System Operator (DSO). During this transition, he is helping to wrap up numerous projects in the field and managing DSO responsibilities.

Interviews for the position of Utility I have been conducted. Conditional job offers have been presented to four individuals and three have accepted. I would like to welcome Damion Bronson, Trevor LeRossignol, and Austin Fisher to our team.

STAFF REPORT
WATER TREATMENT PLANT
September 2023

WATER TREATMENT

- Production at the District's treatment plant for the month of September varied between 3.7 and 5.2 mgd, with the average day being 5.1 mgd.
 - Compared to:

	<u>pre-fire Sept. 2018</u>	<u>Sept. 2020</u>	<u>Sept. 2021</u>	<u>Sept 2022</u>
Low	6.0	5.0	3.9	2.7
High	7.7	6.9	5.9	6.6
Avg.	6.9	5.7	5.0	4.8

- Completed required monthly reporting to Department of Drinking Water and Regional Water Control Board.
- EPA results from UCMR5 sampling (PFAS) for February & May have been released, they are below the "Minimum Recordable Limit" which means they were undetectable.

Treatment Plant

- T&S construction has continued work at the treatment plant for the pump station project.
- Working with our regulator on collecting information on the possibility, and what it would take to allow swimming at Paradise Lake.
- We have completed the preliminary extra sampling for the NPDES permit to ensure a smooth acquisition of the next permit.

Staffing

- Josh Cooper from the distribution department will be joining the treatment team. On October 16 he will begin his training as an operator.

MAGALIA/PARADISE DAMS

- Monthly monitoring of piezometers at Magalia and Paradise dams were performed.
- We will be inspecting our spillways in preparation for the winter season.

WATER QUALITY – DISTRIBUTION SYSTEM

- Routine Sampling – 4 Bacteriological samples are taken each week at locations throughout the Distribution system. They are analyzed for Total Coliforms, Fecal Coliform & E. Coli. These samples verify the potability of the water in the system.

September 2023, WATER QUALITY

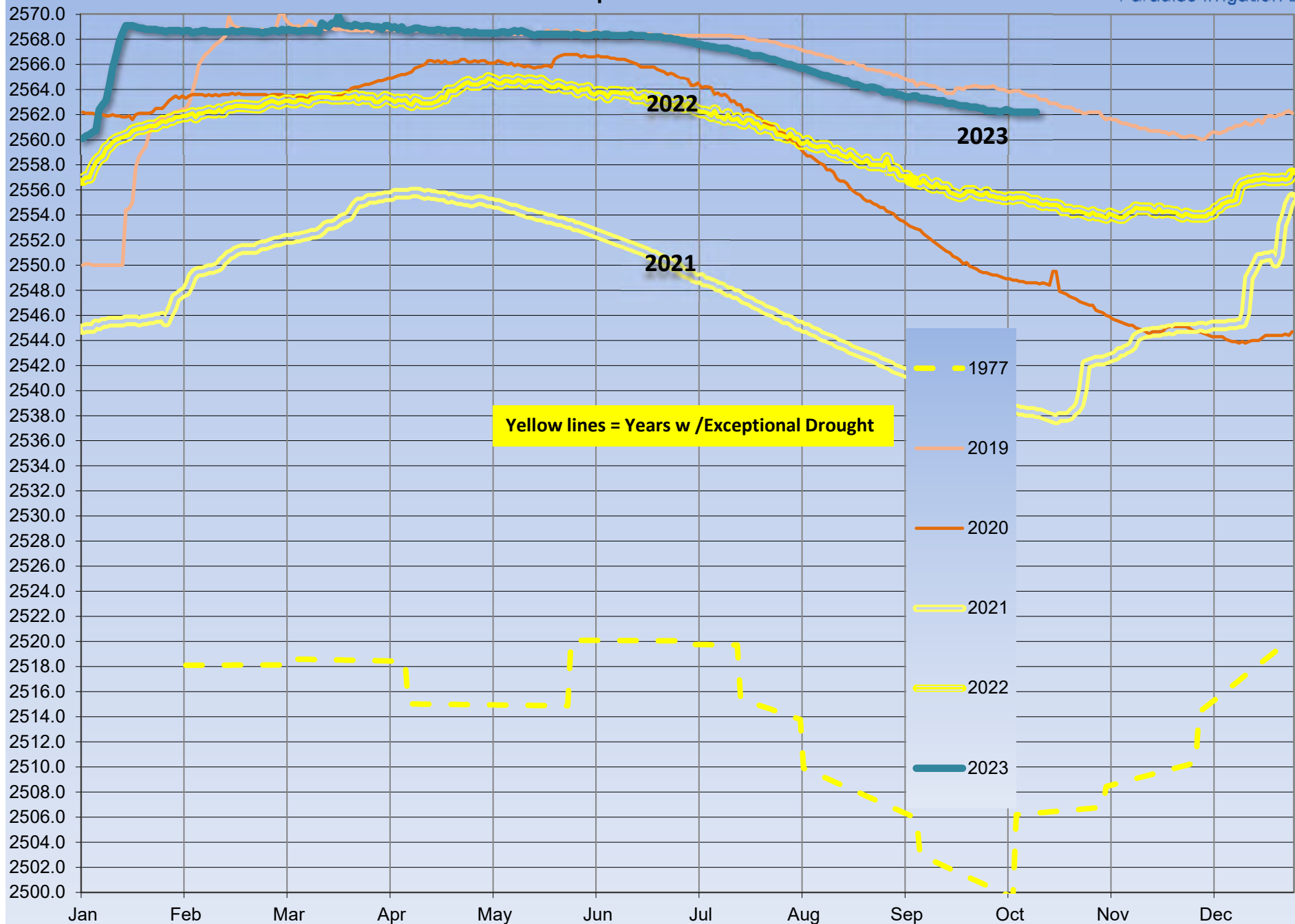
- Average daily production: 5.1 mgd
- Average effluent turbidity: 0.04 ntu
- Average raw water turbidity: 0.42 ntu

Water Levels (as of 9/30/2023)

- Magalia Reservoir 2199.0'
- Paradise Lake -5.8' -12.7' same day in 2022
- Percentage of Water in Storage 88%+ of Total Available
- Rainfall for 2022/2023 rainfall year:

▪ October	Magalia Res. 0.00"	Paradise Lake 0.00"
▪ November	5.57"	5.51"
▪ December	19.06"	17.89"
▪ January	18.55"	21.44"
▪ February	5.30"	2.29"
▪ March	23.71"	24.80"
▪ April	2.25"	2.14"
▪ May	2.07"	2.77"
▪ June	0.19"	0.88"
▪ July	0.00"	0.00"
▪ August	0.23"	0.24"
▪ September	3.95"	5.39"
Total for 2022/2023 Rain Year	80.85"	83.35"
Average Rainfall	64.00"	65.20"

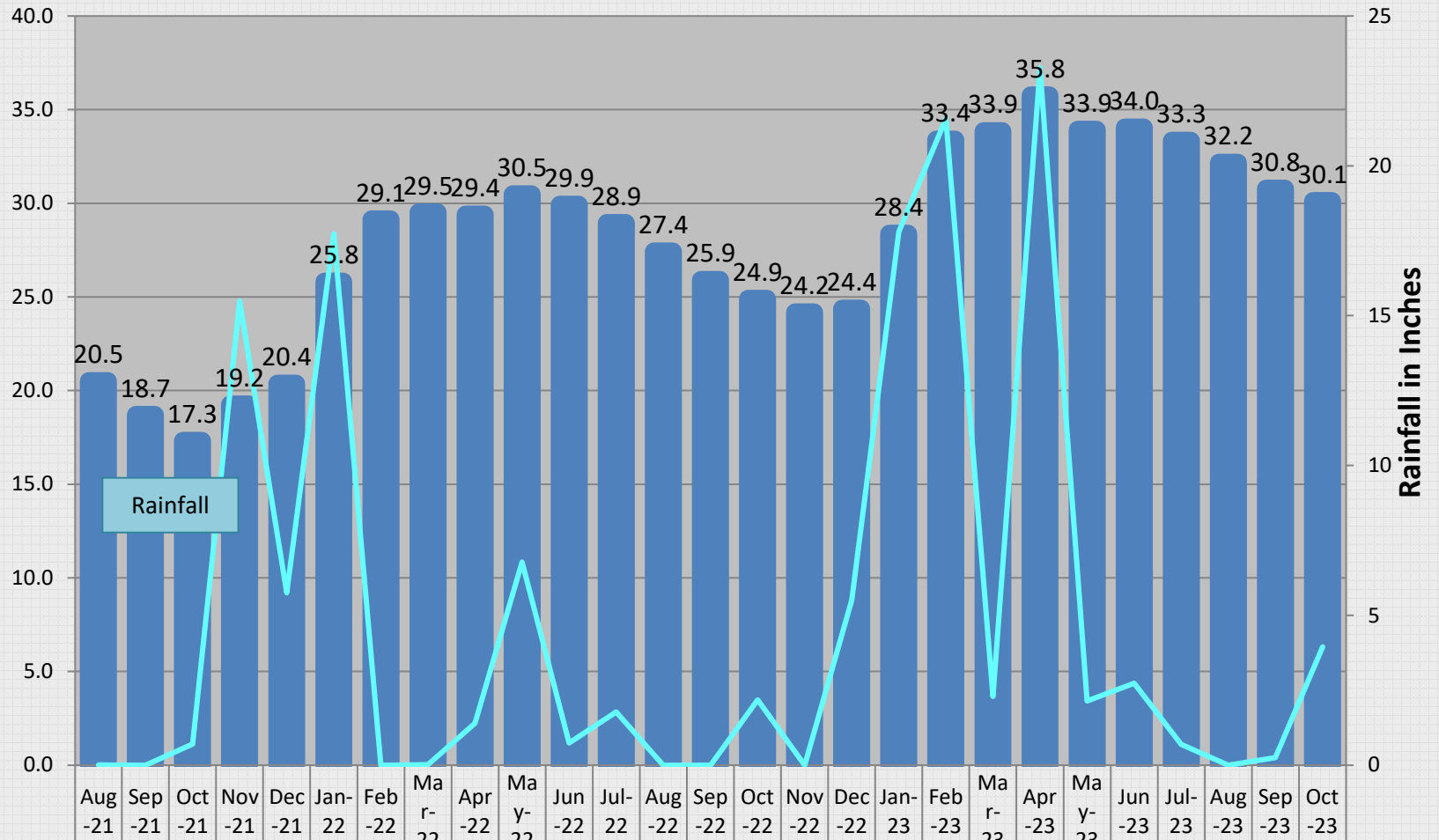
Paradise Lake Elevation
Updated 10/11/2023
Spill = 2568.1



Months of Supply Remaining on the First of the Month with No Future Rain Based on 2020/21 Use

Full Reservoir Supply is 33.84 Months of Supply Remaining. Water use from Oct 2020 through Oct 2021 averaged 363 acre feet per month

Pre-November 2018 Full reservoir



months remaining	20.	18.	17.	19.	20.	25.	29.	29.	29.	30.	29.	28.	27.	25.	24.	24.	24.	28.	33.	33.	35.	33.	34.	33.	32.	30.	30.
Rainfall	0	0	0.7	15	5.8	18	0	0	1.4	6.8	0.7	1.8	0	0	2.2	0	5.5	18	22	2.3	23	2.1	2.7	0.7	0	0.3	4

District Engineering Update for the Board of Directors

October 12, 2023

1. Working with customers and providing estimates to provide new water meter services to multiple locations throughout town.
2. Coordinated with Water Works on Meter Installation & Service Lateral Replacement (MISLR) Phase 2 and other projects. MISLR 2 is coming to an end and will be closing out soon.
3. Working with Slate Geotechnical Consultants for Magalia Dam 100% design. The Design has continued after meeting with FEMA, however, any further required borings are on hold until FEMA has finished their review.
4. The Zone A pipeline Project is progressing nicely. They are currently working at the treatment plant on the excavation work for the new pump house.
5. Monthly water reporting is continuously being completed.
6. Working with the Town of Paradise as they complete the second phase of this year's on-system roads; our service laterals have been completed on all sections in this phase. They have started the 2023 Off-system phase; all laterals have been replaced on these roads.
7. Working with Water Works and Myers and Son's on issues with leaking at the new tanks for the Reservoir B project.
8. Notice to proceed has been issued to West Valley for the Mains project. Due to supply chain issues, this project is not projected to begin until later this year or early next year.
9. MISLR phase 3 work has begun with the installations of backflow only sites and service laterals.

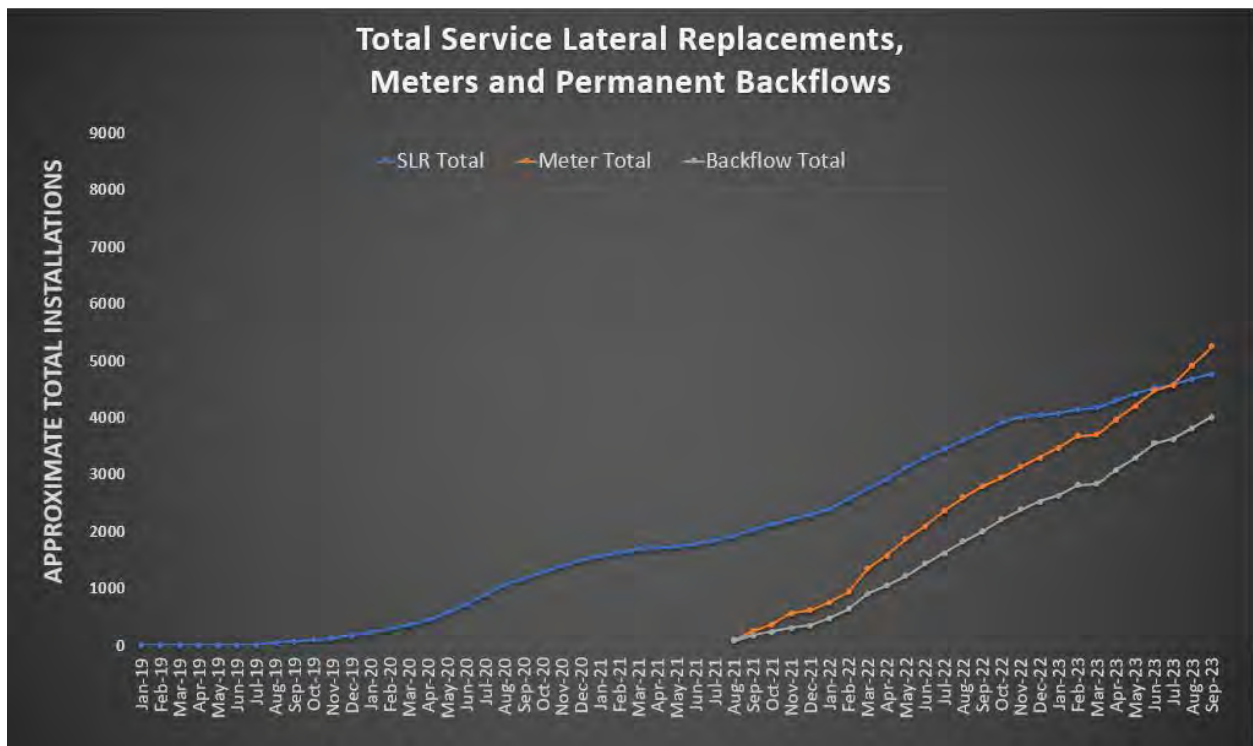
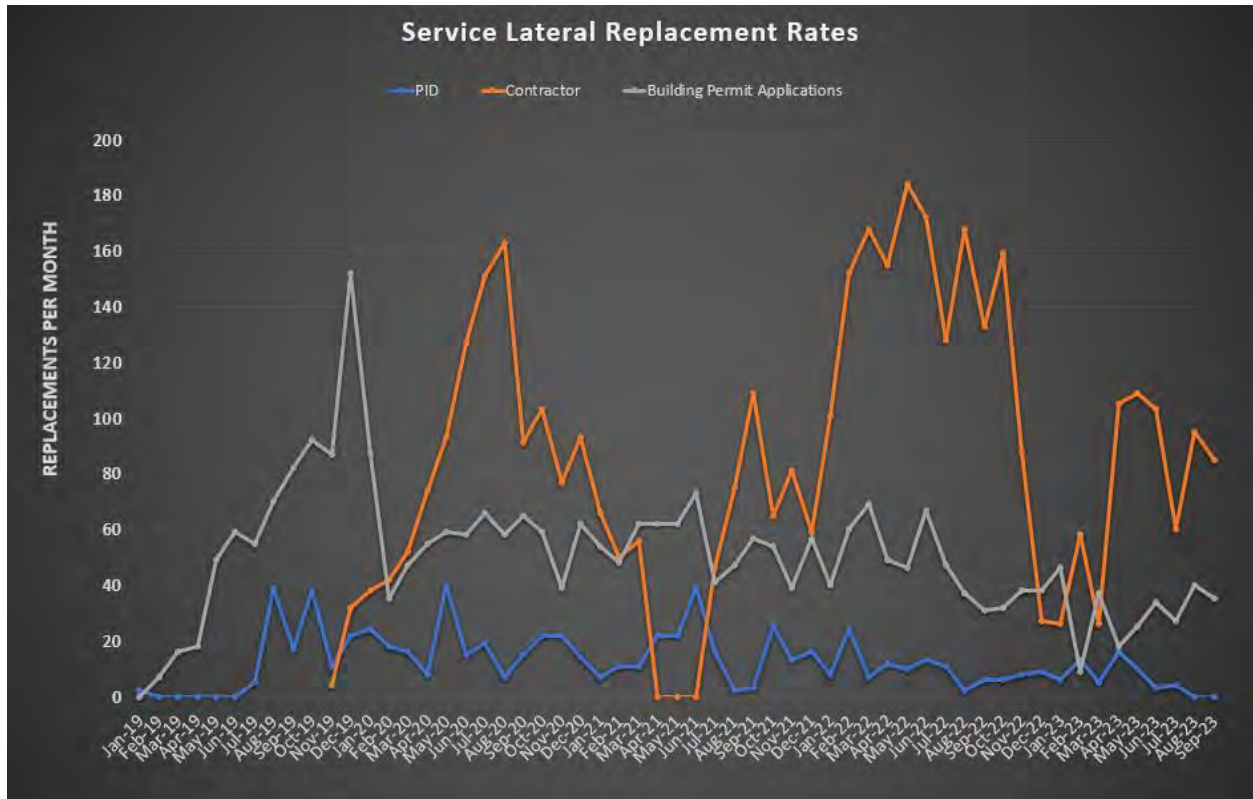
Water Supply Recovery Program Update

Meter Installation and Service Lateral Replacement Program



- In September the MISLR 2 and 3 Projects installed:
 - 85 service laterals,
 - 85 meters
 - and 155 backflows
- Focus remained on paving priorities for the Town of Paradise project
- Additional priority installations to support building permits
- New permit applications at the Town of Paradise down to 35/month
- MISLR 2 is wrapping up in October with remaining coordinated installs

Water Supply Recovery Program Update



Water Supply Recovery Program Update

Main Replacement Project

- Contractor working through the submittal and material procurement process.
- On-site work anticipated to begin in March 2024.

Reservoir B Replacement Project

- All underground work has been completed. Tank erection completed.
- Punchlist items (final grading clean-up, gravel surfacing, painting, bollards, fencing and landscaping, electrical) to be complete in October.
- Tank leakage issue is still being worked towards resolution.
 - Contractor's recommended fix is preparing and epoxy-filling the concrete cracks.
 - Test patch to be completed week of 10/16. PID and WWE to inspect to confirm acceptability of the recommended fix.
 - Discussing possible other fixes as well if epoxy-filling is problematic.



Zone A Pump Station and Transmission Main Project

- All Transmission Main work is complete and ready for tie-in to the distribution system.
- Slurry seal work at Pine Needle/Skyway is complete.
- Excavation for the pump station at the WTP site is nearing completion.
- Pump cans (underground housings for vertical turbine pumps) will arrive on-site by the end of October and be installed in early November. Once those are installed, construction of the pump station structure, piping, etc. will commence.



Program Management Budget

- Work continues to be on-budget through the end of 2023.
- Contract Amendment for services in 2024 will be brought to the Board for approval in November.



OCTOBER 18, 2023

Post-Fire Recovery Update

FEMA Public Assistance (PA) – DR-4407 (Camp Fire Major Disaster Declaration)

The FEMA PA Program provides reimbursements for costs incurred while responding to and recovering from a Presidentially declared major disaster. For this event, the federal cost share was 90% on Emergency Work projects (Categories A-B) and 75% on Permanent Work projects (Categories C-G). CalOES covers 75% of the remaining local cost share, so they pay 7.5% and 18.75% respectively. This typically leaves PID with 2.5% and 6.25% respectively.

For this event, PID was able to claim donated resources and offset the entire local cost share on the emergency work projects. In addition, some of the funding from the Drinking Water State Revolving Fund (DWSRF) is offsetting the local cost share on the major PWs for repairing the water system as well as the replacement Reservoir B when FEMA denied the mitigation proposal. With all funding combined, PID is now only paying a local cost share on recovery-related projects of approximately 0.3%.

Upcoming priorities and recent developments include:

- **Financial Dashboard Development** – We have some issues moving forward with Ingenious Build, and are working towards either resolution with forward progress or a new system.
- **Pursuing FEMA BRIC grant for Magalia Dam Construction** – The BRIC NOI was successfully submitted Friday, August 18. We received an initial list of critiques and suggestions for updates from CalOES. FEMA's Strategic Funds Management Process has ended, and the NOFO has been issued, so CalOES is asking for all edits to be completed by Wednesday, October 17, so they can make their choices for who moves forward.
- **Begin Discussions with Butte County for Magalia Dam Construction** – We are meeting with County on Friday to begin discussions about working together on Magalia Dam project and grants to fund it.
- **CDBG-DR Subapplications** – The Town of Paradise says Marc is reviewing the final subagreement and we should see a copy this week. They have also sent over the template for information needed to submit the individual projects for review in the HCD system – we are planning to complete and return those by Friday.
- **Pending Reimbursement Requests** – We are continuously working with CalOES reviewers to clarify documentation and finalize costs on multiple projects. We are trying to reestablish ourselves with a regular CalOES representative, as we've not had one since 2020.

Following are status summaries for each project awarded by FEMA under Public Assistance:

PW 3 GP 72826 B Emergency Response/Protective Measus

Obligated:	\$ 1,654,810.97
Fed Share:	\$ 1,489,329.88
State Share:	\$ 124,110.82
Received:	\$ 1,637,185.00
Pending:	\$ 23,744.30

Project is in closeout with CalOES. Overpayment will be addressed at closeout.

PW 15 GP 84775 Z PID Management Costs

Obligated:	\$ 68,779.00
Fed Share:	\$ 68,779.00
Pending Amend:	\$ 4,105,052.56
Received:	\$ 0.00
Pending:	\$ 4,105,052.56

Project 84775/PW 15 was obligated when PID only had PW 3 obligated at \$1,375,597.87, leading to PW 15 having a total value of 5% of that amount or \$68,779.89. Since then, PID has had an additional 12 obligations for a total of \$82,101,045.19, resulting in a need for an amendment to add 5% of that value, or \$4,105,052.26. Amendment was requested on 4/18/22.

PW 33 GP 84011 A Arborist

Obligated:	\$ 10,210.00
Fed Share:	\$ 9,189.00
State Share:	\$ 765.75
Received:	\$ 9,955.00
Pending:	\$ 0.00

Project will be closed out when the last small project is closed out.

PW 138 GP 90006 F Water Storage Tanks and Supporting Systems

Obligated:	\$ 0.00
Fed Share:	\$ 0.00
State Share:	\$ 0.00
Received:	\$ 0.00
Pending:	\$ 0.00

Project was written as a placeholder for potential damages to tanks and associated systems. None were found, and if any had been found, insurance would have covered it and the deductible is on the equipment/vehicles PW.

PW 221 GP 94422 G District-wide Fencing

Obligated:	\$ 100,000.00
Fed Share:	\$ 75,000.00
State Share:	\$ 18,750.00
Received:	\$ 93,750.00
Pending:	\$ 0.00

Project was initially written for \$578,655.00 with an insurance reduction of \$478,655.00, have received all funding from FEMA and CalOES. Project is pending completion of Reservoir B, so all damaged funding can be completed under one project. Project can then be closed out upon completion of all small projects.

PW 238 GP 94415 C Road Damage Caused by Fire (Henson Road Culvert)

Obligated:	\$ 134,173.00
Fed Share:	\$ 100,629.75
State Share:	\$ 25,157.44
Received:	\$ 2,516.00
Pending:	\$ 123,271.19

Project was written for repair costs of \$84,263.00 and 406 mitigation costs of \$49,910.00 to armor the culvert openings with rock. **PID has reassigned this to Water Works, and the RFP was issued for the design of the project.**

PW 257 GP 84049 B Contaminant Testing by PID

Obligated:	\$ 1,781,833.70
Fed Share:	\$ 1,603,650.33
State Share:	\$ 133,637.53
Received:	\$ 1,576,922.00
Pending:	\$ 160,365.86

Most of project funds have been received due to the project being complete at the time of obligation. Remainder (10% of fed share) will be held against closeout of the disaster. We have submitted documentation, both for corrections and additional costs, for a net increase of \$530,892.56.

PW 265 GP 96404 E Vehicles, Equipment and Buildings

Obligated:	\$ 35,942.32
Fed Share:	\$ 26,956.74
State Share:	\$ 6,739.19
Received:	\$ 33,695.00
Pending:	\$ 0.00

Project was written for \$883,769.59, with a reduction for anticipated insurance proceeds of \$847,827.27. Has been fully paid as a small project. PID staff are working through the list of minor repairs and purchases that need to be made to complete this project. **APTIM's Meera Narayanan-Pandit met with PID staff Tuesday, October 17, to introduce her tracker, and will work towards reconciliation of FEMA's estimates with insurance and PID actuals.**

PW 321 GP 76334 F Reservoir B

Obligated:	\$ 347,704.00
Fed Share:	\$ 260,778.00
State Share:	\$ 65,194.50
Received:	\$ 0.00
Pending:	\$ 325,972.50

Project was written for replacement of Reservoir B in its pre-disaster form with cover and liner. FEMA rejected 406 mitigation proposal to replace with steel tanks. DWSRF is funding the full project, so FEMA funds aren't needed here.

PW 326 GP 91767 Donated Resources

Obligated:	\$ 382,983.85
Fed Share:	\$ 344,685.47
State Share:	\$ 28,723.79
Received:	\$ 376,281.00
Pending:	\$ 2,871.74

FEMA allows donated resources projects as a way to offset the local cost share. PID received \$1,090,910.05 in donated water, but the obligation is limited to the amount that will result in matching PID's local share on other Category A and B projects. Unsure why the CalOES' payments resulted in an overpayment – this can be resolved at disaster closeout.

PW 328 GP 94420 D Paradise and Magalia Dam Burn Damage

Obligated:	\$ 35,631.32
Fed Share:	\$ 26,723.42
State Share:	\$ 6,680.85
Received:	\$ 33,404.00
Pending:	\$ 0.00

Project was written for minor repairs to the surface of Magalia Dam as well as damage to the conveyance pipe between the dam and WTP. Project referenced Paradise Dam as a placeholder, but no damage was observed. As a small project, this has been completed, but the scope of work will need to be completed before closing all small projects.

PW 332 GP 94494 F Meters, Meter Boxes and AMI System

Obligated:	\$ 2,087,334.00
Fed Share:	\$ 1,565,500.50
State Share:	\$ 391,375.00
Received:	\$ 39,138.00
Pending:	\$ 1,917,737.50

Project was written for replacement of meters, meter boxes and the automated meter reading system, with a 406 mitigation proposal to replace plastic meters and boxes with brass meters and concrete boxes. Initial reimbursement requests are on hold pending further insurance information.

PW 333 GP 94496 F Service Laterals

Obligated:	\$ 42,793,182.00
Fed Share:	\$ 32,094,886.50
State Share:	\$ 8,023,721.62
Received:	\$ 802,372.00
Requested:	\$ 13,401,025.98
Pending:	\$ 25,915,210.14

Project was written for testing and replacement of the rest of the FEMA-eligible service laterals, after PW 355 covered the initial phase of service lateral replacements from the Sutton contract. This project includes a 406 mitigation proposal for backflows for the quantity of laterals granted (the remainder of backflows are covered on project 349). This project includes the latter half of the Sutton contract and the RCI contract. An improved project is being formulated to shift testing costs into replacing more laterals. Initial RFR submitted 1/18/23.

PW 349 GP 130152 F Water Mains

Obligated:	\$ 29,873,110.00
Fed Share:	\$ 22,404,832.50
State Share:	\$ 5,601,208.12
Received:	\$ 560,120.00
Pending:	\$ 27,445,920.62

Project was written for replacement of mains determined to be damaged by testing, as well as a 406 mitigation proposal for the remainder of backflows. This project is only recently started and initial reimbursement requests will be formulated soon.

PW 355 GP 130189 F Initial Service Laterals (pre-FEMA-428 Program)

Obligated:	\$ 4,587,432.00
Fed Share:	\$ 3,440,574.00
State Share:	\$ 860,144.00
Received:	\$ 4,386,732.00
Pending:	\$ 86,014.00

Project was written for the initial phase of service lateral replacements from the Sutton contract. FEMA's titling of the project as "completed outside of 428" led to confusion of CalOES and early payment of funds – notified CalOES of the issue and they decided not to pursue correction of the issue since the work had already been completed. Working on resolving the Sutton change orders to get ready for project closeout – the increase in eligible costs will be submitted at closeout for extra reimbursement, which is expected to surpass the amount of CalOES' overpayment. Sutton issues appear to be resolved and we will file for reimbursement as soon as final payment is processed.



FEMA Hazard Mitigation Grant Program (HMGP)

The FEMA Hazard Mitigation Grant Program is a competitive grant program tied to major disaster declarations. The program provides mitigation opportunities for facilities that were not damaged by the event, but that could be hardened against or protected from a similar type of event.

For the DR-4407 (2018 Camp Fire) HMGP cycle, PID submitted four applications. One application was allowed to partially move forward as an Advance Assistance HMGP grant, for the study and design of the options to restore Magalia Dam. For the DR-4344 (2017 Wildfires) HMGP cycle, PID had submitted an application for a generator at the WTP, as well as pipeline and pump stations improvements. This grant was suddenly revived in early 2022, and we just received the formal award notice this month.

The HUD CDBG-MIT program (discussed below) offers opportunities to provide local cost match for HMGP projects, so we will be submitting both HMGP grants for match funding when the application window opens. APTIM's CDBG advisors are working to put together guidance on any project modifications in order to be compliant with HUD-CDBG (such as Davis-Bacon provisions in RFPs and contracts).

FEMA's Strategic Funds Management process was ended after Congress' addition of funds at the beginning of October, so this is no longer a concern.

DR-4344-PJ0619

Paradise Water Supply Hazard Mitigation Project

Awarded:	\$ 6,259,315.00
Federal Share:	\$ 4,694,486.25
PID Share:	\$ 1,564,828.75
Requested:	\$ 1,246,504.13
Received:	\$ 841,390.35
Pending:	\$ 4,694,486.25

This grant was just awarded in September 2022, for a new generator at the WTP, plus pipeline and pump station upgrades for Zone A. This is also known as the ZAPS Project. PID staff are working to review/revise the 5-year-old cost estimates to determine if a budget increase request is needed. The RFPs for this scope have been reviewed for FEMA compliance, and we have located the HUD terms and conditions to add as well.

DR-4407-PJ0278

Advance Assistance – Magalia Dam Study and Design

Awarded:	\$ 1,610,575.00
Budget Increase:	\$ 916,602.58
Total Expected:	\$ 2,527,177.58
Federal Share:	\$ 1,617,416.23
PID Share:	\$ 909,761.35
Requested:	\$ 519,445.22
Received:	\$ 350,625.52
Remaining:	\$ 1,266,790.71

The study phase of this grant was completed in early 2022. PID has received an extension to the period of performance and requested a budget increase approval from FEMA. We've been informed that the available bucket of funding is smaller but that PID may request the full amount remaining, and have revised our request to do so. The design contract was approved, so that design may be accomplished in time to apply for the 2023 BRIC funding cycle. CalOES has asked that coring sample work be stopped at the request of FEMA. Call scheduled with FEMA and CalOES on July 13th to discuss path forward.

Expect the Extraordinary.



California Drinking Water State Revolving Fund (DWSRF)

The California DWSRF has awarded funding to PID, through a mixture of ASADRA and other funding sources, to accomplish the following tasks:

- Fund the Almond Street project (completed)
- Fund the replacement of Reservoir B (begun)
- Fund the local cost share of FEMA PA PWs related to the recovery of the water system (PWs 332, 333, 349 and 355)

We are working to pull all the documentation and develop a management plan that meets requirements for reporting, reimbursement, and any scope or schedule changes. We are also looking to pursue additional DWSRF grants to fund the added cost of rock removal at Reservoir B. We met with Bow Reilly at DWSRF, who confirmed that additional funding is available and can be requested to cover cost increases. **We are working with WaterWorks staff to calculate budget revisions and make the request for additional funding.**

HUD Community Development Block Grants (CDBG-DR, -MIT)

California Department of Housing and Community Development (HCD) released the allocations for CDBG-Disaster Recovery (CDBG-DR) in August 2022. Of the \$14M we submitted in requests, we are expecting an allocation of approximately \$3.25M. One project (the portable water treatment truck) was ruled ineligible. Several projects contained scope elements that are in the newly awarded HMGP grant, so those will be included with the Magalia Dam HMGP grant in our submission to CDBG-MIT for FEMA HMGP Match.

We met with the Town of Paradise and HCD on Wednesday 11/16/22 to discuss how information and financials will flow between PID, the Town (as the main applicant) and HCD. As of that meeting, the Town and HCD had not finalized their agreement, and our next steps are based on the finalization of that documentation, which is not expected until early next year. We met with HCD on 1/17/23 to discuss the form to prove Urgent Need and contract requirements (David-Bacon, Section 3, etc) for work we plan to fund through CDBG-DR and CDBG-MIT. On 2/13/23, the Town indicated they still hadn't seen an MSA to review. As of 7/5/23, Requested CDBG Project Descriptions have been provided to the Town. **We should have a subagreement to review at some point this week, and we will be submitting subapplication information to the Town by Wednesday, October 18.**

FEMA Building Resilient Infrastructure and Communities (BRIC)

FEMA's BRIC Notice of Intent (NOI) window ended November 11, 2022. We had intended to submit the Magalia Dam construction project in this cycle of BRIC funding, but CalOES staff informed us that the project would not be selected for this cycle due to our current schedule for having a completed, shovel-ready design. They did inform us that FEMA had held back some of the recent legislative additions to BRIC so that next year would be comparable to this year's allocation, so our current plan is to submit for next year's cycle (NOI window expected in Aug-Sep 2023). We are also seeking additional funding sources to reduce our requested cost share on BRIC, thus making us more competitive. CalOES mitigation staff provided guidance on options to pursue BRIC funding. Initial feedback from the meeting is the allocation this year is anticipated to be significantly lower than last year and will be more competitive to obtain. The BRC NOI was submitted Friday 8/18. **FEMA's Strategic Funds Management process has ended and the BRIC 2023 NOFO has been issued, so we are finalizing edits to the NOI for submission Wednesday, October 18. FEMA has changed their Justice40 evaluation to a different measure of Social Vulnerability Index, to PID's benefit.**

Expect the Extraordinary.



PARADISE IRRIGATION DISTRICT

"Paradise Irrigation District (PID) is dedicated to the business of producing and delivering a safe, dependable supply of quality water in an efficient, cost effective manner with service that meets or exceeds the expectation of our customers."

DATE: October 18, 2023
TO: PID Board of Directors
FROM: Mickey Rich, Assistant District Manager
RE: Consider Web Design and Hosting Services



PID's current website was built in-house and is maintained by PID staff. The website needs continual updating and periodic revamping and requires maintenance by someone with significant technical and programming knowledge. The proposed solution shifts the technical and security risk responsibilities including ADA compliance to a third party, yet allows PID staff to keep the site updated with easy to use tools.

We reached out to three firms and received quotes back from two: Streamline and Civic Plus.

The recommended form of motion would be:

"I move to authorize the District Manager to execute an agreement with Civic Plus for Web Design and Hosting for an initial fee not to exceed \$26,281.00., year two at a cost of \$10,500.00 and subsequent annual recurring fees with an annual increase not to exceed 5%."

Web Design Options

	 STREAMLINE	 CIVICPLUS
Founded	2022	2001
Setup and First Year	\$9,000.00	\$26,281
Subsequent Year	\$6,500.00	\$10,500.00
Contract Length	1 year	2 years
Avg. Annual Increase	Not disclosed	5%
Renewals	automatic	Automatic, unless 60 day notice
Method: ADA Compliance	Automatic and included	Included: AudioEye
Training	1 hour	3 hours, 2 days of virtual consulting
Support	Unlimited	Dedicated customer support manager, online user community
Support References	PRPD – happy with support and with services	Padre dam, helix water, yuba water,
Responsive design / mobile friendly	yes	yes
Key Features	Meetings dashboard Staff reminders Transparency dashboard	Feature Rich - See Attachment
Includes initial site setup	yes	Yes, up to 100 meetings/agendas
Security	Good – follows best practices	Good – follows best practices
Hosting, SSL, Domain Setup	Yes	Yes
Experience	New, CSDA endorsed. Focus is on transparency and ADA compliance	25+ Years / 12,500+ Customers
Forms	Yes	Yes
Polls	No	Yes
Document Management	No	Yes
Custom URLs (ie pidwater.com/meetings pidwater.com/careers)	No	Yes

Water Agency References

Lake Cities Municipal Utilities: <https://www.lcmua.org/>

Helix Water District: <https://www.hwd.com/>

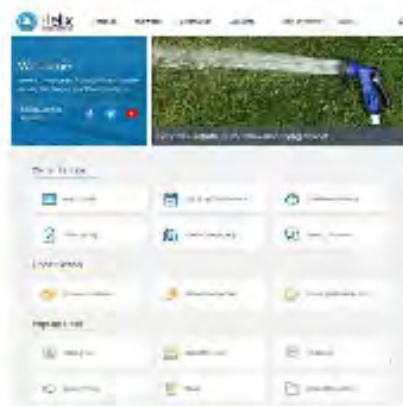
Yuba Water Agency: <https://www.yubawater.org/>

Padre Dam: <https://www.padredam.org/>

Soquel Creek Water District: <https://www.soquelcreekwater.org/>



Lake Cities Municipal UT...



Helix Water District, CA |...



Yuba Water Agency, CA |...



Padre Dam Municipal W...



Soquel Creek Water Dis...

Included Modules / Functionality



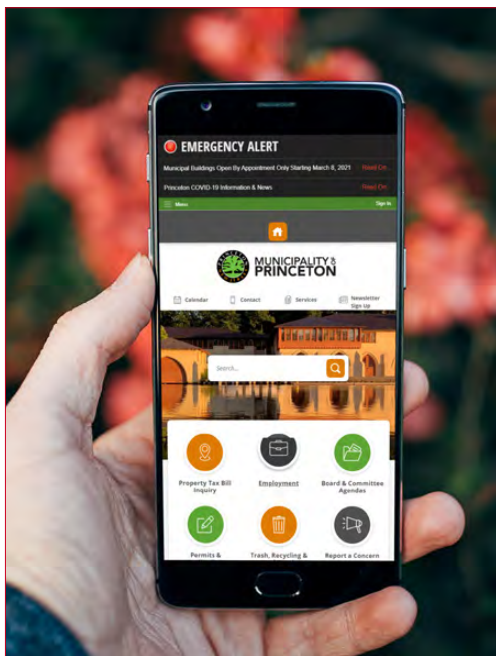
CMS Features & Functionality



The CivicEngage Central (CivicEngage) content management system (CMS) is robust and flexible with all the features and functionality you need today and in the future. Developed for municipalities that need to update their website frequently, CivicPlus provides a powerful government content management structure and website menu management system. The easy-to-use system allows non-technical employees to efficiently update any portion of your website.

Each website begins with a unique design developed to meet your specific communication and marketing goals, while showcasing the individuality of your community. Features and capabilities are added and customized as necessary, and all content is organized in accordance with web usability standards.

Modules & Widgets



RESIDENT ENGAGEMENT

CivicEngage offers many effective and easy-to-use resident engagement features. These tools easily integrate with the other key features.

Notices and Alerts – Post emergency or important information on your website and notify residents through email and SMS, via Alert Center.

Blog – Post opinions/information about various community topics and allow resident comments and subscriptions.

Calendar – Create multiple calendars and events to inform residents of upcoming activities that are viewable by list, week, or month.

Submit Requests and Report Issues – Allow residents to report a problem and provide follow-up communication with the point of contact (includes five user licenses & 10 request types) via Citizen Request Tracker (CRT).

Form Center – Create custom, online forms via simple drag-and-drop functionality. Track form submissions within the CMS and route email notifications to the appropriate individual(s).

Get Community Input – Post initiatives and project ideas to receive feedback and interact with your residents via Community Voice.

News – Post news items and keep your residents up to date on important information via News Flash.



Opinion Poll – Poll your residents on important topics by showing the Opinion Poll widget on relevant pages, to grab resident attention and quickly capture their responses to your polls. Polling helps with gathering and evaluating resident feedback, increasing resident engagement, and understanding your community.

Notifications – Allow your residents to subscribe to receive text and email notifications on topics that are important to them via Notify Me® (includes up to 500 SMS users).

Pop-up Modal – Use a pop-up modal to call attention to important information and notices, sitewide or on specific pages.

ASSET MANAGEMENT

CivicEngage comes fully equipped with a robust set of document and image management tools that work with other key features of our CMS, making it easy to build dynamic content that is easy for residents to navigate and access.

Agenda Center – Create and display meetings and agendas on the website utilizing our built-in Agenda Center module. For advanced functionality, including live meeting management, our integrated Agenda and Meeting Management product is available as an add-on.

Archive Center – Manage and retain serial and older documents.

Document Center – Organize and manage documents in one central repository.

Image Repository – Store all your images in one central location, to utilize individually or create slideshows on your site. Use the built-in editor to crop and resize photos, as needed. Images are optimized for performance, mobile responsiveness, and contain alt text for accessibility compliance.

INFORMATION & NAVIGATION

Organize your content and pages to make it easy to locate the information you and your residents need most with modules that help you update information quickly.

Easy for Residents to Navigate – An intuitive design, mega menu options, prominent buttons, and dynamic breadcrumbs throughout your site, all allow residents to easily find what they're looking for.

Frequently Asked Questions (FAQs) – Provide answers to the most frequently asked questions to reduce phone and foot traffic for staff.

Graphic Links – Create visually appealing buttons to direct users to important information.

Info Advanced – Use Info Advanced to create engaging displays of information for reuse throughout the website.

Quick Links – Provide links to highly requested services and information. These are commonly displayed in website footers and right-hand navigation.

Resource Directory – Use the Resource Directory to showcase information on local businesses and/or community resources.

Staff Directory – Provide contact information for departments and individual staff members. Use the information throughout the site and keep updated in one location. The Staff Directory widget allows you to quickly place specific persons or departments on relevant pages.



DEPARTMENT-SPECIFIC

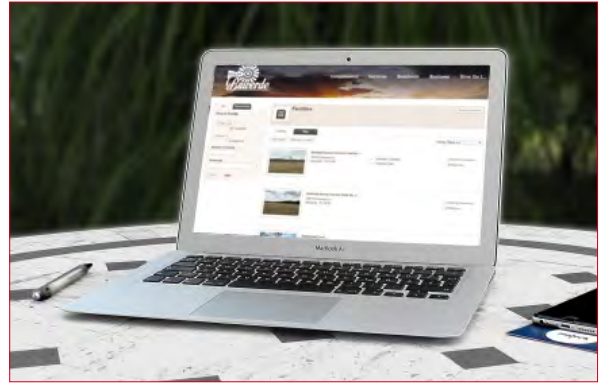
There are several function-specific features and modules for government departments. These tools are integrated into the CivicEngage CMS and offer the ability to complete multiple steps in one action.

Activities – Create and post activities, events, and classes so residents can register for them and even pay online. Your administrators can view and create rosters. The Activities module integrates with the Facilities module so residents can view the location of the activity.

Facilities & Reservations – Display facilities on your site for residents to browse. Allow them to filter by amenities, view facility details, and even make reservations online.

Job Postings – Post available jobs online and accept online applications.


Bids – Post open bid opportunities for contractors to view available work, download supporting documentation, receive notifications on posted opportunities and submit bid applications online.



COMMONLY USED WIDGETS

An extensive widget library is available for ease of placing dynamic and visually appealing information on specific pages. Each widget is easy to use with drag-and-drop functionality and is configurable with individual styling options.

Community Voice Widget – Encourage civic participation and engagement by adding specific discussion areas to relevant pages.



Custom HTML Widget – Embed videos or other HTML features in your page.

Editor Widget – Edit text with word processing tools, plus web tools like code view and the Accessibility Checker.

Form Center Widget – Embed simple forms on a page.

Image Widget – Add images to a page.

Notify Me Widget – Place specific Notify Me subscriptions lists on pages to allow users to sign up for the exact lists you recommend.

Related Documents Widget – Create a dynamic list of documents referenced in the Document Center.

Slideshow Widget – Add a slideshow of images.

Tabbed Widget – Organize larger pages of information in horizontal, vertical, or stacked vertical or accordion style tabs.



Administrative Features

The administration of your CivicEngage website is browser based, with no installation of software needed. You'll be able to update your website from an internet connection on any platform (Mac or PC). Administrators can control the access to pages and manipulation of content as well as use automated features to streamline processes.



Administrative Dashboard – A home base for messages and quick access to your recent activities and time-sensitive action items such as pending approvals and expiring items.

Content Scheduling & Versioning – Set your content to auto-publish and auto-expire, with an archive of all published content and previous versions.

Dynamic Page Components – Modules such as Calendar, FAQs, and News Flash, may be included as dynamic page components on any page.

History Log – Track changes made to your website.

Intranet – Use permissions to set a secure location on your website that allows employees to login and access non-public resources and information.

Levels of Permissions – Assign staff members to groups with different levels of permissions of access and authority throughout the CMS.

Pending Approval Items – Administrators have access to a queue of pending items to be published or reviewed.

Website Statistics – Provided website analytics for analysis.

USER-FRIENDLY FEATURES

Not only is CivicEngage easy for your staff to use, various administrative features help make a more attractive, engaging, and intuitive website for your community.

Automatic Alt Tags – Built-in features assist with ongoing ADA compliance of your website.

Credit Card Processing – With the add-on feature CivicPlus Pay (Pay), you can integrate with an approved payment gateway to accept payments on your website (separate agreement must be made directly between you and the chosen approved gateway provider). Additional fees apply.

Preset Styling Standards and Ongoing Styling Flexibility – Site changes automatically inherit design standards and styles that you've set up for your homepage, interior layouts, and simple layouts. This keeps your website looking clean and always matching. We also offer large amounts of flexibility with placement and styles on an ongoing basis. As you edit your website, you can easily adjust the location and style of widgets, content, carousels, lists, calendars, etc. to meet the look and feel you need for that area.

Link Redirects – Instead of sending your users to <http://civicplus.com/248/Awards-and-Recognition>, you can send them to <http://civicplus.com/awards>.



Live Edit – See where your information will be posted on a page before you make any changes with our WYSIWYG editor and drag-and-drop tools.

Maps – Easily embed maps from Google, ESRI, and more using the HTML widget.

Mega Menu – A main navigation menu makes it easy to get to any page on your website quickly.

Predictive Site Search – Our powerful site search functionality automatically indexes all content making it easy for visitors to find information across pages, documents, and images.

Site Search Log – All search words are kept in a log.

Real Simple Syndication (RSS) Feeds – Administrators and website visitors can use RSS feeds to display content or be notified of content updates.

Responsive Design – With responsive design, your website adjusts to the screen size regardless of what device is being used, providing a seamless user experience.

Social Media – Set various modules to automatically post to your Facebook and/or Twitter feeds and incorporate compatible social media feeds and widgets into your website.

Supported Browsers – View your website in the latest versions of major browsers including Microsoft Edge, Firefox, Safari, and Chrome.

Third-Party Access – Utilize iframes, embeds, and/or links to most of your third-party services. Or use our growing list of APIs to build applications right from your website.

Translation – Integration with Google Translate translates web pages into over 100 languages.

ACCESSIBILITY COMPLIANCE

With over 20% of adults in the United States having a disability, you need a website that conforms to all residents. We provide highly compliant sites based on WCAG 2.0 A and AA guidelines, which encompass and surpass ADA accessibility requirements. This maximizes accessibility for all users while providing freedom to create a visually rich and appealing website. Our approach for each website includes the following steps to provide you a compliant and accessible website:

- We will deliver you a website that meets ADA (Section 508) and WCAG 2.0 A and AA levels.
- Your staff can use the Accessibility Checker within the CMS to scan content created in the editor for any accessibility issues so you can correct them before publishing.
- Our trainers will teach your staff best practices to keep your content and design elements accessible and up-to-date with the latest ADA/WCAG standards.
- Any new regulations that require code changes are done automatically, at least quarterly, with no additional effort required from you.
- In addition to updating the code, our product team also updates our best practices and provides regular updates to customers via our CivicPlus website, blog articles, webinars, and other publications.



**CivicPlus**

302 South 4th St. Suite 500
 Manhattan, KS 66502
 US

Quote #:**Date:****Expires On:**

Statement of Work

Q-50160-1

9/15/2023 1:51 PM

10/31/2023

Client:**Bill To:**

PARADISE IRRIGATION DISTRICT,
 CALIFORNIA

SALESPERSON	Phone	EMAIL	DELIVERY METHOD	PAYMENT METHOD
Hector Ortega		hector.ortega@civicplus.com		Net 30

QTY	PRODUCT NAME	DESCRIPTION	PRODUCT TYPE
1.00	Annual - CivicEngage Central	Annual - CivicEngage Central	Renewable
1.00	Hosting & Security Annual Fee - CivicEngage Central	Hosting & Security Annual Fee - CivicEngage Central	Renewable
1.00	SSL Management – CP Provided Only	SSL Management – CP Provided Only 1 per domain (Annually Renews)	Renewable
1.00	DNS and Domain Hosting Setup (http://URL)	DNS and Domain Hosting Setup (https://pidwater.com/)	One-time
1.00	DNS and Domain Hosting Annual Fee (http://URL)	DNS and Domain Hosting Annual Fee (https://pidwater.com/)	Renewable
1.00	Ultimate Implementation - CivicEngage Central	Ultimate Implementation - CivicEngage Central	One-time
1.00	48 Month Redesign Ultimate Annual - CivicEngage Central	48 Month Redesign Ultimate Annual - CivicEngage Central	Renewable
100.00	Content Development - 1 Page - CivicEngage	Content Development - 1 Page - CivicEngage	One-time
6.00	New Customer System Training (3h, virtual) - Web Central	CivicEngage System Training - Virtual, Up to 3 Hours, up to 12 Attendees	One-time
1.00	Agendas & Minutes Migration - PDF - 100 Meetings - CivicEngage	Content Migration : Agendas & Minutes - Per 100 Meetings (Approx. 1 year)	One-time
1.00	Alignment Virtual Consulting	Up to 2 days virtual consult. Recommended group 8 or less.	One-time

QTY	PRODUCT NAME	DESCRIPTION	PRODUCT TYPE
1.00	AudioEye Managed	AudioEye Managed: URL	Renewable

List Price - Year 1 Total	USD 40,050.00
Total Investment - Initial Term	USD 26,281.00
Annual Recurring Services - Year 2	USD 10,500.00

Initial Term & Renewal Date	12 Months
Initial Term Invoice Schedule	70% invoiced at signing and 30% invoiced 6 months from signing or completion of implementation of Services if earlier

Renewal Procedure	Automatic 1 year renewal term, unless 60 days notice provided prior to renewal date
Renewal Invoice Schedule	Annually on date of signing
Annual Uplift	5% starting in Year 2

This Statement of Work ("SOW") shall be subject to the terms and conditions of the CivicPlus Master Services Agreement and the applicable Solution and Services terms and conditions located at <https://www.civicplus.help/hc/en-us/p/legal-stuff> (collectively, the "Binding Terms"), By signing this SOW, Client expressly agrees to the terms and conditions of the Binding Terms throughout the term of this SOW.

Acceptance

The undersigned has read and agrees to the following Binding Terms, which are incorporated into this SOW, and have caused this SOW to be executed as of the date signed by the Customer which will be the Effective Date:

For CivicPlus Billing Information, please visit <https://www.civicplus.com/verify/>

Authorized Client Signature

CivicPlus

By:

By:

Name:

Name:

Title:

Title:

Date:

Date:

Organization Legal Name:

Billing Contact:

Title:

Billing Phone Number:

Billing Email:

Billing Address:

Mailing Address: (If different from above)

PO Number: (Info needed on Invoice (PO or Job#) if required)

CIVICENGAGE[®]
municipal websites
CENTRAL

Optional Enhancements



Optional Enhancements

We are confident in the ability of our proposed project to meet the needs and requirements for Paradise Irrigation District. Based on potential future conversations, the following are additional enhancements we may recommend.


Optional Items	One-Time	Annual
Chatbot	N/A	\$5,355 \$4,500
CivicSend	\$750	\$2,374 \$1,899

CIVICSEND


CivicSend is a visually rich communication module for government, used to efficiently distribute general (non-emergency) communication to citizens. CivicSend is more than a simple email newsletter tool—it provides CivicPlus customers with a single point of access, via integration with CivicEngage, to multiple communication channels, including email, SMS/text, Facebook, and Twitter. CivicSend centralizes communication, saves administrative users time, and improves overall productivity.

CIVICPLUS CHATBOT POWERED BY FRASE

CivicPlus Chatbot is designed to convincingly simulate the way a human would behave during a customer service interaction. Our advanced technology combines the power of site search and artificial intelligence (AI) to deliver exceptional customer experiences to citizens using your website. Our Chatbot crawls your website and other linked databases to create a continually, automatically updated, AI-powered knowledgebase that you don't have to maintain separately.



Our Chatbot crawls your website and other linked databases to create a continually, automatically updated AI-powered knowledgebase. The result is less time spent on common, transactional inquiries and happier residents who know they can quickly and effortlessly receive what they need from their municipality.



Learn More

For more information about CivicPlus Chatbot call 888.228.2233 or visit us online at civicplus.com.

CivicPlus Chatbot is powered by Frase

The CivicPlus[®] Chatbot Provides:

Automated Customer Service

Chatbot simulates the quality service experiences your staff has with residents; saving you time from answering common questions by email, phone, and walk-in.

Answers from Multiple Sources

Chatbot crawls your CivicPlus website and other linked databases to create a continually updated AI-powered knowledgebase.

No Content Silos

Our smart Chatbot scans your content and routinely refines its responses for improved results.

Insightful Analytics

Use Chatbot's reports to identify content gaps on your website and add the information, tools, and resources that people are searching for most frequently.

An Experience Designed for the Public Sector Unlike chatbots intended to facilitate retail sales, the CivicPlus Chatbot is designed to simulate government-resident interactions.





Paradise Irrigation District

6332 Clark Rd, Paradise, CA 95969 · 530-877-4971 · Fax: 530-876-0483 · www.pidwater.com

"Paradise Irrigation District (PID) is dedicated to the business of producing and delivering a safe, dependable supply of quality water in an efficient, cost effective manner with service that meets or exceeds the expectation of our customers." [Please consider how this agenda item relates to our mission](#)

TO: Board of Directors

FROM: Mickey Rich, Assistant District Manager
PID Administration

DATE: September 26, 2023

RE: June 2024 BOD Meeting Date
10/18/2023 Board of Directors Meeting

Regularly scheduled Board of Directors meetings are held on the third Wednesday of each month at 5:30 p.m., with the exception of the months of June and December which are held at 8:30 a.m. Planning ahead for the 2024 year, the regularly scheduled meeting of June 19, 2024 falls on Juneteenth, which is a PID observed holiday.

It is recommended for the Board to reschedule the June 2024 meeting to a date near the originally scheduled date.

The following motion is recommended:

"I move to approve the regularly scheduled June 2024 Board of Directors meeting be rescheduled to be held on June _____, 2024 at 8:30 a.m."

Our water. Our future.

**Establish Board of Directors Date, Time and Location
for the 2024 Calendar Year**

For the duration of the 2024 calendar year, regularly scheduled Board of Directors meetings will be held on the third Wednesday of each month at 5:30 p.m., with the exception of the months of June and December which are held at 8:30 a.m.

All meetings are held in the Paradise Irrigation District (PID) board room at:

6332 Clark Road Paradise, CA 95969.

These open meetings are subject to the Brown Act and require a 72 hour posting notice in order to be held.

The following dates and times specify when the Board of Directors are scheduled to hold regular meetings for the duration of the 2024 calendar year.

Date:	Time:
January 17, 2024	5:30 p.m.
February 21, 2024	5:30 p.m.
March 20, 2024	5:30 p.m.
April 17, 2024	5:30 p.m.
May 15, 2024	5:30 p.m.
June 19, 2024	8:30 a.m.
July 17, 2024	5:30 p.m.
August 21, 2024	5:30 p.m.
September 18, 2024	5:30 p.m.
October 16, 2024	5:30 p.m.
November 20, 2024	5:30 p.m.
December 18, 2024	8:30 a.m.

Special Board of Directors meetings are subject to be scheduled between the dates listed above. Special meetings are also open to the public and will require a 24 hour posting notice in order to be held.